



Visit us online to create your ideal Infiniti, get pricing and more.

www.infinitiUSA.com

Q60

CONVERTIBLE

CONNECT Join our community, and get the latest on Infiniti.

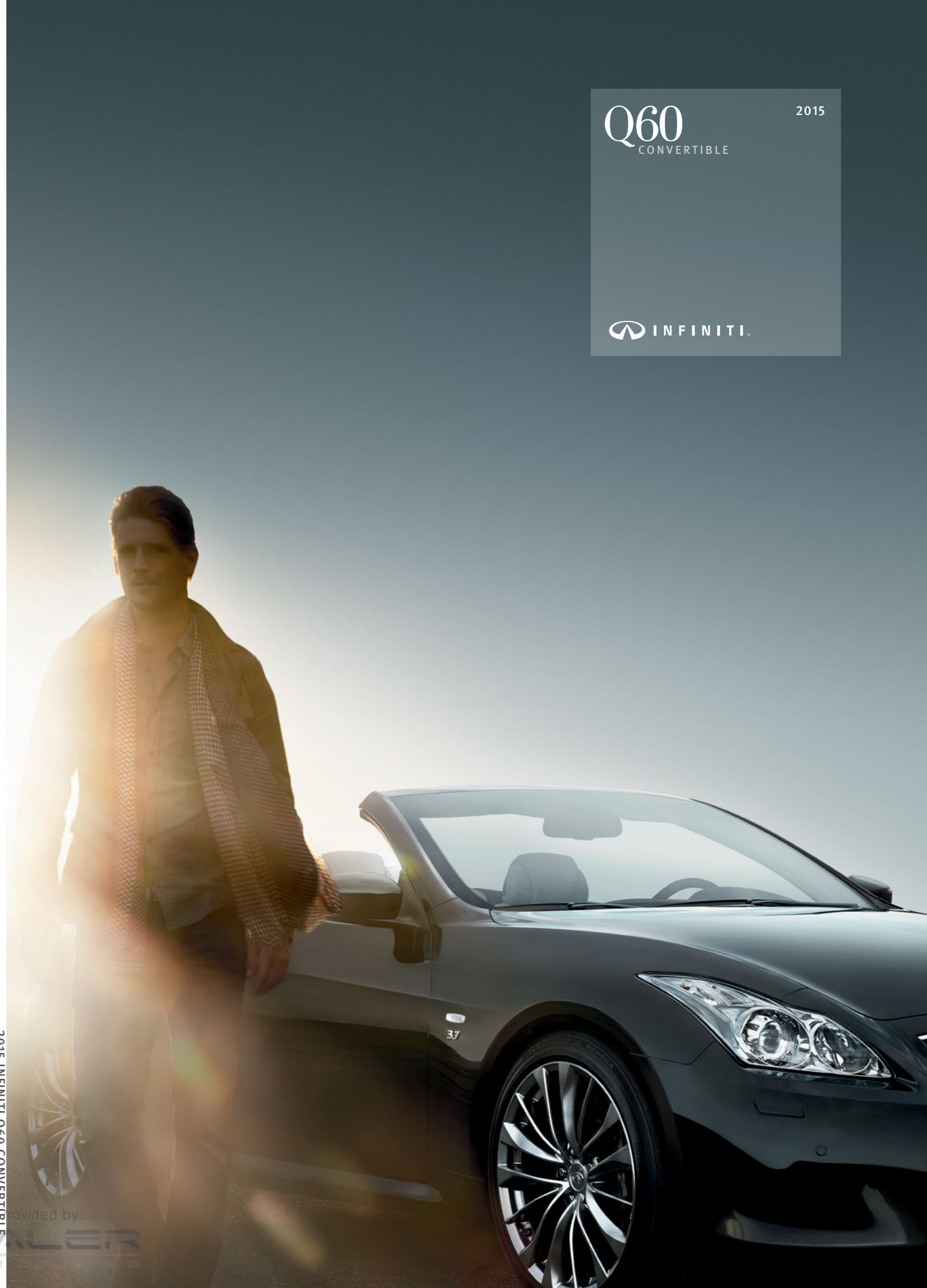
Facebook.com/Infiniti Twitter.com/InfinitiUSA

DISCOVER Download the Infiniti Portfolio app for iPad® on the App Store™ and for Android™ on the Google Play™ Store for an interactive, digitally enhanced experience for each Infiniti model.



Q60
CONVERTIBLE

2015



2015 INFINITI Q60 CONVERTIBLE

European model shown on front cover. Always wear your seat belt, and please don't drink and drive. ©2014 INFINITI. IN-15851-1 Reorder #15504i (6/14, 17K, CG)
♻️ Reducing our environmental footprint is an important goal at Infiniti. That's why this brochure uses paper stock that is certified to contain a minimum of 10% post-consumer waste materials.



IN AN INSTANT



European model shown.

From the very first moment, the Q60 Convertible elicits a deeper connection. You can see it in its alluring form and powerful stance. Feel it in its meticulous detail. Hear it in your heartbeat. Then open the top and expose every sense to the sights, sounds, even the smells of performance at its fullest effect.





European model shown.

COUPE-LIKE DESIGN is never compromised, even when engineering a vehicle to be fully enjoyed with the top down. With its three-piece design, the power retractable hardtop maintains a flowing, elegant shape when up, and hides beneath a fully styled trunk lid when folded down.

EXTERIOR HARDTOP CONTROLS seamlessly transform its seductive profile by allowing you to retract the hardtop through the driver's door handle button.

IN PURSUIT



European model shown.

Outrunning your worries or chasing the wind? Whether you seek to escape or to capture the fleeting feeling of thrill, the Q60 Convertible responds powerfully under your command. The intensity of acceleration eagerly awaits.

3.7-LITER VVEL® V6 ENGINE continually adjusts its breathing to perform at its peak. 325 hp and 267 lb-ft of torque are on tap and tuned to respond energetically, so every acceleration becomes a moment to savor.

DOWNSHIFT REV MATCHING expertly translates a high-performance driving technique. Flick the magnesium paddle shifter¹ for a lower gear and it blips the throttle to ready the engine for the new gear. Smoother, quicker downshifts mean balance and response.





European model shown.

DUAL FLOW PATH® SHOCK ABSORBERS adjust damping forces based on road conditions to maintain the perfect ride and precise response that suits all your moments behind the wheel.

FRONT-MIDSHIP PLATFORM places the engine closer to the center of the car so your Q60 Convertible can spring into corners and maintain a feeling of control driving out of them.

SPORT-TUNED STEERING GEAR RATIO¹ creates a precise connection that reacts immediately for quicker turn-in response while requiring less overcompensation in steering. More time with your hands on the wheel means more confidence and control.





IN EXPECTATION

European model shown.

Compromise should never be required. You know what you desire and every moment of your experience should be exactly as you anticipate it to be, thanks to luxury that anticipates your needs and caters to your comfort.

ADAPTIVE CLIMATE CONTROL SYSTEM automatically adjusts the fan speed and temperature to maintain a comfortable, consistent environment based on position of the top, ambient air temperature and speed of the wind flowing by.

CLIMATE-CONTROLLED SEATS¹ surround you in greater comfort by pushing cool or warm air through the front seats to keep you entirely in your preferred temperature zone. Arrive at your destination refreshed and relaxed.



IN SURRENDER



European model shown.

Every time you approach, it's a new seduction. Every drive embeds a furtive desire to want more.

INFINITI INTELLIGENT KEY personalizes your vehicle to suit you without ever leaving your pocket or purse. Simply pressing the door handle button unlocks the doors, while the seat, outside mirrors, and steering wheel automatically adjust to your personal preferences—ready to please and to excite.†





OBJECT OF ATTRACTION

2015 INFINITI Q60 CONVERTIBLE



AMBIANCE



A welcoming and evocative space is measured by its ability to stir your emotions.



0.6_{MM}

CLOSER

OPTICAL PERFECTION Where interior components meet—where the dash meets the door or the center console—they are assembled not to be mathematically perfect, but to look perfect. This requires an exacting manufacture process, tightening the space where dashboard meets door from 3mm to 2.4mm in order to achieve a seamless visual design from the driver's point of view. But we believe in considering every angle in creating an emotionally transcendent environment.



FINER FABRICS The seat belt is one of the few surfaces you continually touch, so we found a variable herringbone weave for the webbing that is 20% softer than standard webbing. Not only is it more pleasing to the touch, but being more compliant, it allowed us to reduce the friction of the seat belt mechanisms. The seat belt is more comfortable to wear, easier to pull out and even less likely to snag the thread of your finest fabrics. No element is too small.

PLEASING TO THE EYES To an Infiniti designer, even a visual reward brings a tangible benefit. The soothing glow of the Fine Vision electroluminescent gauges has been thoughtfully enhanced to be not only brighter, but the contrast increases visibility and delivers information, even at a glance.



PERFORM

On its surface you'll find spacious luxury. At its foundation—the thrilling dynamics of Infiniti Direct Response performance engineering.

48
REAR

52
FRONT¹



INNATELY RESPONSIVE BALANCE Dynamic handling is built right into the foundation of the Q60 Convertible, thanks to its Front-Midship Platform. Placing the engine's center of mass just behind the front wheel center line creates a near-equal front-to-rear weight ratio, with a slight front bias that you'll feel as quicker turn-in and even balance as you accelerate out of a corner.



LIMITLESS RUSH Acceleration Swell is our vision of power, dedicated to delivering a shape and feel to acceleration. By tuning Infiniti engines to unleash torque that climbs over a broader rev range, the force you feel seems to increase the faster you go—building like the surge of a continually rising wave, peaking ever higher. The emotional energy surges in tandem, making Swell feel like a limitless rush more than a momentary thrill.



3.7-LITER V6 ENGINE A potent blend of exciting response and intelligent efficiency. Benefitting from Variable Valve Event and Lift (VVEL[®]) technology, the engine adjusts on the fly to make the most of every bit of fuel and every breath it takes. The result is a stirring 325 horsepower that still manages to achieve up to 26 miles per gallon.²




SPORT BRAKES¹ Aluminum 4-piston opposed front calipers with ventilated discs and 2-piston opposed rear calipers with ventilated discs provide great stopping force from both sides of the rotor at the same time for better bite, more friction and direct feel.



DUAL FLOW PATH[®] SHOCK ABSORBERS This unique dual-flow-path valve increases the damping force relative to the piston speed during cornering for effective control of body roll. It lowers the damping force in relation to the piston speed so as to isolate tiny undulations and large force inputs. In this way, the dual-flow-path valve functions to achieve nimble handling and superior ride comfort on any road.



THE SOUND OF PERFORMANCE A performance car speaks to you through its exhaust, and the specialty exhaust tuning on the Q60 Convertible shapes that sound into something uniquely compelling. Not only does it make an Infiniti unmistakable, it makes every trip up and down the tachometer an experience that transcends engineering and enters the realm of pure emotion.



SHARPER SHIFTS When you flick the magnesium paddle shifter¹ for a lower gear, Downshift Rev Matching blips the throttle to ready the engine for the new gear. It gives you the power of expert performance driving by delivering smoother, quicker downshifts for increased directional stability and more consistent engine power.


ASSIST/ENTERTAIN

Infiniti InSuite™ integrates a host of intuitive technologies to simplify tasks and anticipate your needs as they keep you in touch with and in control of your world.



AUDITORY INDULGENCE The Bose® Open Air Sound System¹ delivers a powerful sonic experience, top-up or top-down. The system creates optimal sound by automatically adjusting the volume and equalization based on vehicle speed and wind noise and delivers it through four in-headrest speakers and nine more speakers throughout the cabin. The speakers work in concert so you can experience crystal-clear and consistent sound, adding to the richness of your drive.

13 x



A BETTER VIEW OF YOUR WORLD Infiniti Hard Drive Navigation System^{1,3} is packed with advanced yet intuitive technology that makes it both more informative and easier to use. Birdview perspective control gives you a more natural view of the map, while 3-D building graphics make it easy to locate your destination in crowded urban surroundings. Also, you can simply speak your instructions to the system, thanks to full integration with Infiniti Voice Recognition.

ENHANCED AWARENESS When in reverse, the RearView Monitor⁴ turns on to display colored guidelines to give you an accurate sense of how close your proximity is to objects directly behind, and adjusts as you turn, to show your path. The Rear Sonar System^{1,5} alerts you by emitting a beeping tone and displays an icon on the RearView Monitor when the vehicle approaches a detected obstacle in reverse. It intuitively puts you in control, while simultaneously putting you at ease.

SECURING YOUR SPACE Intelligent Cruise Control^{1,6} employs a sensor to monitor the distance between you and the vehicle in front of you. When traveling above 45 mph, it automatically adjusts your speed when traffic slows and re-accelerates to your preset speed when the way clears.

OPTIMIZED COMFORT The dual occupant memory system¹ allows two custom profiles for the driver's seat. Depending on which key you possess, the preferred settings for the seat, steering column, and outside mirrors are automatically executed after pressing the ignition button, giving both drivers an intimate level of comfort.

PROTECTION

The Infiniti Safety Shield® concept—our comprehensive approach to safety—layers technologies to monitor conditions, help you avoid a collision, and help protect you and your passengers if one occurs.

1350 MPa
ULTRA-HIGH
TENSILE STEEL

590 MPa
CONVENTIONAL
STEEL

STRONGER AND LIGHTER Ultra high-strength steel is used in areas critical to preserving your safety in the case of a collision. The unique process used to create this material can give it more than twice the tensile strength of conventional steel. Not only does this ultra-strong material add to the vehicle's resiliency, it allows us to make the vehicle lighter overall.



BETTER STABILITY WHILE STOPPING Electronic Brake force Distribution adjusts the amount of brake force applied to the front and rear wheels for improved braking performance. It not only helps the brakes wear more evenly, it reduces front-end "dive" during heavy braking, helping increase the directional stability of your vehicle.

ALWAYS LOOKING FOR DANGER The 4-wheel Anti-lock Braking System (ABS) is enhanced by Brake Assist, which helps apply the maximum brake force you need to help prevent a collision. The Preview Braking^{1,7} function uses the available Intelligent Cruise Control⁶ sensors to analyze your closing speed to the vehicle ahead of you, and then prepressurizes the braking system in anticipation of emergency braking.

ROLLOVER PROTECTION WITH POP-UP ROLL BARS If an impending rollover is detected, dual Pop-up Roll Bars engage automatically behind the rear seats to help protect occupants. Structurally reinforced A-pillars, body sills and body structure help enhance overall passenger safety.

HELPING YOU STAY IN CONTROL Comparing actual vehicle cornering performance to the driver's input, Vehicle Dynamic Control⁸ adjusts power levels and applies appropriate brake pressure to individual wheels to help correct oversteer or understeer, helping keep the vehicle on the steered path. Working in tandem, the Traction Control System senses wheelspin and automatically helps give you a surer foothold.



THE SUPPORT YOU NEED In certain rear-end collisions, the Front-seat Active Head Restraints found on the Q60 Convertible can move forward to help cushion the head to help reduce whiplash-type injuries.

ENHANCED PROTECTION Infiniti puts an array of air bags between you and an impact, including dual-stage front supplemental air bags of the Infiniti Advanced Air Bag System that adjust inflation rates based on the severity of the crash and seat belt usage. Also featured are front seat-mounted side-impact supplemental air bags and door-mounted curtain side-impact supplemental air bags.⁹

Information Provided by:
DEALER
E-PROCESS

Q60 IPL CONVERTIBLE

The Infiniti Performance Line® represents the pinnacle of Infiniti innovation and craftsmanship.



The Q60 IPL Convertible heightens the levels of luxury and performance. The exclusive IPL-tuned engine reaches 343 hp, intensifying the feel of acceleration, while modified spring rates provide improved performance for taut handling. Witness firsthand the expertly tuned double-wishbone front and multi-link rear suspension that provides a balanced, luxurious feel.

Styling of the Q60 IPL Convertible is sharpened with lightweight, aluminum-alloy 19-inch wheels and amplified front fascia and side sills that visually express the elemental strength contained within. The enhancements find their way inside as well with sculpted, deep-bolstered seats with unique IPL embroidery, ready to embrace the driver and front passenger in soft, sumptuous leather. As luxurious as it is stunning, passion finds its peak in the Q60 IPL Convertible.

SELECTION

Hues that change in response to light and angle. Matching exterior and interior colors to reflect the distinctive energy and mood of the seasons. These are two ways Infiniti designs color to evoke feeling, express character, and shape the emotional essence of a vehicle.

EXTERIOR COLORS



INTERIOR COLORS



INTERIOR TRIM



WHEELS



18 X 8.0-INCH (FRONT) 18 X 8.5-INCH (REAR) ALUMINUM-ALLOY WHEELS



19 X 8.5-INCH (FRONT) 19 X 9.0-INCH (REAR) ALUMINUM-ALLOY WHEELS

Infiniti has taken care to ensure that the color swatches presented here are the closest possible representations of actual vehicle colors. Swatches may vary slightly due to the printing processes and whether viewed in daylight, fluorescent or incandescent light. Please see the actual colors at your local Infiniti Retailer.

GENUINE INFINITI ACCESSORIES

The same exacting standards applied to the creation of an Infiniti vehicle go into designing and manufacturing Genuine Infiniti Accessories. With a wide array of quality products designed to integrate seamlessly, you can be assured of a custom fit and finish.¹⁹ For more information and to shop online for Genuine Infiniti Accessories, go to parts.InfinityUSA.com.



ACCESSORIES SHOWN Aerodynamic kit (3-piece), 19-inch, 9-spoke aluminum-alloy wheels, midnight black grille, rear wind deflector.



19-INCH BRIGHT FINISH WHEELS These leave no question as to your dedication to making the right impression wherever you go. Their sculpted design utilizes a lightweight alloy and features original Infiniti logo center caps.
Requires Sport Package or Sport 6MT.



SPORT MUFFLER The polished, stainless steel muffler showcases a deeper, throaty exhaust tone. Larger-diameter exhaust tips help let it breathe and the muffler is fabricated with TIG welds not only for appearance but for strength and longer life.



INTERIOR AMBIENT LIGHTING The warm and engaging glow welcomes you as you get settled. It adds ambiance to the interior and enhances the interior's modern appeal.



STAINLESS STEEL ILLUMINATED KICK PLATES The Infiniti logo glows softly along the bottom of the door sills—a signature flourish you and your passenger will appreciate every time you get in.



VEHICLE COVER Designed to fit around the curves of your Q60 Convertible, it helps protect against UV rays, acid rain and other airborne contaminants, while softly shielding the finish of your vehicle.



SPLASH GUARDS The color-matched splash guards reduce spray on lower body panels, while helping prevent nicks and scratches caused by road debris under most weather conditions.
Not available with Aerodynamic Kit.



See video of Genuine Infiniti Accessories. Scan here.



Information Provided by:
DEALER
E-PROCESS

SPECIFICATIONS

	Q60 Convertible	Q60S Convertible 6MT	Q60 IPL Convertible
POWER			
Engine			
3.7-liter (3,696cc) 24-valve V6 engine, aluminum-alloy block and heads	•	•	
3.7-liter (3,696cc) 24-valve IPL-tuned V6 with IPL engine cover, aluminum-alloy block and heads			•
IPL-tuned high-flow dual exhaust			•
Valvetrain			
Double overhead camshaft (DOHC), 4 valves per cylinder with microfinished camshafts. Continuously Variable Valve Timing Control System (CVTCS) optimizes opening of intake and exhaust valves. Variable Valve Event and Lift (VVVEL®) for intake valves improves performance, emissions and fuel efficiency	•	•	•
Fuel Economy			
EPA Estimated Fuel Economy (mpg) ² (city/highway)	18/26	16/24	18/26
Horsepower			
325 hp @ 7,000 rpm	•	•	
343 hp @ 7,400 rpm			•
Torque			
267 lb-ft @ 5,200 rpm	•	•	
273 lb-ft @ 5,200 rpm			•
Transmission			
Electronically controlled 7-speed automatic with Adaptive Shift Control (ASC) and Drive Sport (DS) mode. Driver-adaptive learning algorithm senses driving style and adjusts automatic shifting accordingly. Manual shift mode offers sequentially selectable manual gearshifts and Downshift Rev Matching (DRM)	•		•
Close-ratio 6-speed manual with short-throw shifter		•	
Drive Type			
Rear-wheel drive	•	•	•
HANDLING			
Steering			
Type	Vehicle-speed-sensitive power steering	•	•
	14.7:1 Sport-tuned steering gear	◦	•
Turning diameter	36.1 feet	•	•
Suspension			
Front	Independent, double-wishbone with coil springs over Dual Flow Path® shock absorbers, stabilizer bar	•	•
	IPL-tuned independent, double-wishbone with coil springs and Dual Flow Path® shock absorbers, stabilizer bar		•
Rear	Independent, multi-link with coil springs over Dual Flow Path® shock absorbers, stabilizer bar	•	•
	IPL-tuned independent, multi-link with coil springs and high flow shock absorbers, stabilizer bar		•
Brakes			
Front/Rear	13.0 x 1.3-inch ventilated discs/13.0 x 0.6-inch ventilated discs; 4-wheel, 4-channel ABS	•	
	Aluminum 4-piston opposed front calipers with 14.0 x 1.3-inch ventilated discs/2-piston opposed rear calipers with 13.8 x 0.8-inch ventilated discs; 4-wheel, 4-channel ABS	◦	•

• Standard ◦ Available

HANDLING (continued)

Wheels and Tires

	Q60 Convertible	Q60S Convertible 6MT	Q60 IPL Convertible
Standard	18 x 8.0-inch, 10-spoke aluminum-alloy wheels with 225/50R18 (front), 18 x 8.5-inch, 10-spoke aluminum-alloy wheels with 245/45R18 (rear) all-season performance tires	•	
Sport	19 x 8.5-inch, split V-spoke aluminum-alloy wheels with 225/45R19 summer performance tires (front), 19 x 9.0-inch, split V-spoke aluminum-alloy wheels with 245/40R19 summer performance tires (rear)	◦	•
Infiniti Performance Line®	19 x 8.5-inch, graphite-finish split 7-spoke lightweight aluminum-alloy wheels with 225/45R19 summer performance tires (front), 19 x 9.0-inch, graphite-finish split 7-spoke lightweight aluminum-alloy wheels with 245/40R19 summer performance tires (rear)		•
Spare Tire	Temporary use spare tire Tire repair kit	•	•

EXTERIOR

Features

3-piece power retractable hardtop	•	•	•
Hardtop power opening via driver's side door handle touchpad	•	•	•
High Intensity Discharge (HID) bi-functional xenon headlights	•	•	•
Automatic on/off headlights	•	•	•
Front fog lights	•	•	•
LED rear brake lights and center high-mounted stoplight (CHMSL)	•	•	•
Aluminum hood with gas struts to hold hood open	•	•	•
Sport front fascia	◦	•	
IPL aerodynamics with front fascia and side sills			•
Remote power-opening of windows using Infiniti Intelligent Key; closing via key in exterior door lock	•	•	•
Dual heated power-folding outside mirrors	•	•	•
Speed-sensing flat-blade variable intermittent front windshield wipers	•	•	•
Rear window defroster with indicator light and timer	•	•	•
Dual chrome exhaust finishers	•	•	
Unique IPL emblem			•
IPL larger-diameter dual chrome exhaust finishers			•

INTERIOR

Features

Infiniti Intelligent Key with Illuminated Push Button Ignition	•	•	•
Adaptive Climate Control System	•	•	•
Rear-seat heater ducts under front seats	•	•	•
Power windows with illuminated switches and front window one-touch auto-up/down and auto-reverse feature; rear window one-touch auto-down (holding up two front window switches raises all windows)	•	•	•
Power door locks with automatic locking feature	•	•	•
Retained accessory power for windows	•	•	•
Illuminated entry system with delayed fade-out	•	•	•
Front sun visors with illuminated vanity mirrors	•	•	•
Dual overhead front map lights	•	•	•
Front seatback map pockets	•	•	
Dual front cup holders and door bottle holders	•	•	•
Front center console armrest storage compartment with 12-volt power outlet	•	•	•
Battery saver helps prevent accidental discharging if electrical accessories are left on	•	•	•
Front and rear carpeted floor mats	•	•	
Front carpeted floor mats with IPL logo and rear carpeted floor mats			•

• Standard ◦ Available

INTERIOR (continued)

Seating and Trim

	Q60 Convertible	Q60S Convertible 6MT	Q60 IPL Convertible
Leather-appointed seating	•	•	•
Red-stitched front seats (Stone Leather Interior only) with embroidered IPL logo			•
8-way power driver's seat with adjustable lumbar support	•		
10-way power driver's seat, including 2-way power lumbar support	◦		•
12-way power driver's sport seat, including 2-way power lumbar support with manual thigh extension and power torso and thigh support adjustment; 8-way power front-passenger's sport seat with manual thigh extension		•	
8-way power front-passenger's seat	•		•
Dual occupant memory system for driver's seat, steering wheel and outside mirrors, linked to individual Intelligent Keys	◦	•	•
Heated front seats	•	•	•
Climate-controlled front seats with cooling function (deletes front seatback map pockets)	◦		•
Silk Obi aluminum interior trim (not available with Wheat Interior)	•	•	•
Leather-wrapped 3-spoke steering wheel and shift knob with aluminum accent	•	•	
Leather-wrapped 3-spoke steering wheel with red stitching; leather shift knob with aluminum accent			•
Aluminum doorsill kick plates with Infiniti logo	•	•	•
Aluminum pedals and footrest	◦	•	•

Audio and Entertainment System

6-speaker audio system with AM/FM/CD with MP3 playback capability, Radio Data System (RDS) and speed-sensitive volume control	•		
Bose® 13-speaker Open Air Sound System, including Bose® Personal® front seat speakers, featuring noise adaptive technology	◦	•	•
USB connection port for iPod® interface and other compatible devices ¹¹	•	•	•
Multimedia playback of DVD or digital file from a USB flash drive on 7-inch WVGA color display ¹¹	◦	•	•
Streaming audio via Bluetooth® wireless technology ¹²	◦	•	•
SiriusXM Satellite Radio ¹³	•	•	•
Steering wheel-mounted audio controls	•	•	•
Dual in-glass diversity antennas	•	•	•

Instrumentation and Driver Controls

Fine Vision electroluminescent gauges	•	•	•
Tilt and telescopic steering column synchronizes gauge cluster with column for improved vision	•		
Power tilt and telescopic steering column synchronizes gauge cluster with column for improved vision	◦	•	•
Solid-magnesium paddle shifters	◦		•
Bluetooth® Hands-free Phone System ¹²	•	•	•
Multi-function trip computer with fuel range and outside temperature display	•	•	•
Infiniti Controller with color display for audio, fuel economy, maintenance, and comfort and convenience features	•	•	•
7-inch color vehicle-information display	•	•	•
Infiniti Hard Drive Navigation System with 7-inch WVGA color touch-screen display, Lane Guidance and 3-D building graphics ³	◦	•	•
Infiniti Voice Recognition for audio, information and navigation systems ¹⁴	◦	•	•
NavTraffic with Real-Time Traffic information ¹³	◦	•	•
NavWeather with Real-Time Weather and 3-day forecast ¹³	◦	•	•
RearView Monitor ⁴	•	•	•
Rear Sonar System ⁵	◦	•	•
Auto-dimming inside mirror with HomeLink® Universal Transceiver	•	•	•
Cruise control with steering wheel-mounted switches	•	•	•
Analog clock	•	•	•

• Standard ◦ Available



• Standard ◦ Available

	Q60 Convertible	Q60S Convertible 6MT	Q60 IPL Convertible
SAFETY			
Features			
Infiniti Advanced Air Bag System (AABS) includes dual-stage front supplemental air bags with seat belt sensors and an occupant-classification sensor which adjust their inflation rate depending on crash severity and seat belt usage. If the front-passenger's seat is empty, a sensor will deactivate the air bag ⁹	•	•	•
Front seat-mounted side-impact supplemental air bags ⁹	•	•	•
Door-mounted curtain side-impact supplemental air bags ⁹	•	•	•
Front-seat Active Head Restraints (AHR)	•	•	•
3-point front seat belts with pretensioners and load limiters, driver's seat Emergency Locking Retractor (ELR) and front-passenger's seat ELR and Automatic Locking Retractor (ALR)	•	•	•
Second-row 3-point rear seat belts with ELR and ALR	•	•	•
Pop-up Roll Bars	•	•	•
Zone Body construction with reinforced passenger compartment and front and rear crumple zones	•	•	•
Electronic Brake force Distribution (EBD)	•	•	•
Brake Assist (BA) ⁷	•	•	•
4-wheel Anti-lock Braking System (ABS)	•	•	•
Vehicle Dynamic Control (VDC) ⁸ with Traction Control System (TCS)	•	•	•
Tire Pressure Monitoring System (TPMS) measures individual tire pressure and illuminates a low tire pressure warning light when one or more of your tires are under-inflated ¹⁵	•	•	•
Slide-away brake pedal assembly	•	•	•
Emergency inside trunk release	•	•	•
Security			
Remote keyless entry system with selective unlocking of driver's door or all doors	•	•	•
Infiniti Vehicle Immobilizer System embeds an encoded transponder chip into the Infiniti Intelligent Key. The engine control computer will not allow the engine to start without the correct key and transponder	•	•	•
Vehicle Security System sounds alarm if intrusion is detected	•	•	•
Infiniti Intelligent Key emergency backup keyport to start vehicle if keyfob battery is depleted	•	•	•

• Standard ◦ Available

OPTION PACKAGES

Premium Package

Bose® 13-speaker Open Air Sound System, including Bose® Personal® front seat speakers, featuring noise adaptive technology • Climate-controlled front seats with cooling feature (deletes front seatback map pockets) • Dual occupant memory system for driver's seat, steering wheel and outside mirrors, linked to individual Intelligent Keys • Driver's seat, steering wheel and outside mirror position synchronization • 2-way power lumbar support for driver's seat • Power tilt and telescopic steering column • Rear Sonar System⁵

Navigation Package *Requires Premium Package.*

Infiniti Hard Drive Navigation System with touch-screen, Lane Guidance and 3-D building graphics³ • NavTraffic with Real-Time Traffic information¹³ • NavWeather with Real-Time Weather and 3-day forecast¹³ • Multimedia playback of DVD or digital file from a USB flash drive on 7-inch WVGA color display¹¹ • Streaming audio via Bluetooth® wireless technology¹² • Infiniti Voice Recognition for audio, navigation, and vehicle information systems¹⁴

Sport Package *Requires Premium and Navigation Packages. Not available with Performance Tire and Wheel Package.*

19 x 8.5-inch, split V-spoke aluminum-alloy wheels with 225/45R19 summer performance tires (front), 19 x 9.0-inch aluminum-alloy wheels with 245/40R19 summer performance tires (rear) • Sport brakes with 4-piston opposed front calipers with 14-inch rotors and 2-piston opposed rear calipers with 13.8-inch rotors • Sport-tuned steering • Sport front fascia • Solid-magnesium paddle shifters • Aluminum pedals and footrest

Technology Package *Requires Premium, Navigation, Interior Accents, and either Sport or Performance Tire and Wheel Packages.*

Intelligent Cruise Control⁶ • Brake Assist with Preview Braking⁷ • Advanced Climate Control System (ACCS) with Plasmacluster® air purifier and Grape Polyphenol Filter¹⁶ • Rain-sensing, variable intermittent front windshield wipers • Front-seat Pre-Crash Seat Belts

Interior Accents Package *Requires Premium Package. Required with Wheat Interior. Not available with Stone Interior.*

Maple interior accents on center console, instrument panel and doors

Performance Tire and Wheel Package *Requires Premium and Navigation Packages. Not available with Sport Package.*

19 x 8.5-inch, split V-spoke aluminum-alloy wheels with 225/45R19 summer performance tires (front) and 19 x 9.0-inch, aluminum-alloy wheels with 245/40R19 summer performance tires (rear)

INDIVIDUAL OPTIONS¹⁷

19-inch, Split V-spoke Bright Aluminum-alloy Wheels

Midnight Black Grille

Splash Guards (4-piece set)

Rear Wind Deflector

Stainless Steel Illuminated Kick Plates

First Aid Kit

Q60
Convertible

Q60S
Convertible
6MT

Q60 IPL
Convertible

◦

◦

◦

◦

◦

◦

◦

◦

◦

◦

◦

◦

DIMENSIONS

Exterior

Coefficient of drag (Cd)

Overall length (inches)

Overall width (inches)

Overall height (inches)

Wheelbase (inches)

Track width (inches)—Front

Track width (inches)—Rear

Interior

Headroom—top up (inches)—Front

Headroom—top up (inches)—Rear

Legroom (inches)—Front

Legroom (inches)—Rear

Shoulder room (inches)—Front

Shoulder room (inches)—Rear

Hip room (inches)—Front

Hip room (inches)—Rear

Weight and Capacity

Passenger volume (cubic feet)

Cargo volume—top up (cubic feet)

Cargo volume—top down (cubic feet)

Curb weight (lbs)

Weight distribution (percent)—Front/Rear

Fuel capacity (gallons)

Q60 Convertible

Q60S
Convertible
6MT

Q60 IPL
Convertible

0.30

183.3

72.9

55.1

112.2

60.8

62.8

39.4

34.5

43.9

27.2

53.7

45.8

53.4

41.7

78.4

11.8

2.5

4,083

52/48

20.0

0.31

184.0

72.9

55.1

112.2

60.8

62.6

39.4

34.5

43.9

27.2

53.7

45.8

53.4

41.7

78.4

11.8

2.5

4,149

51/49

20.0

This brochure is intended for general descriptive and informational purposes only. It is subject to change and does not constitute an offer, representation or warranty (express or implied) by Nissan North America, Inc. Interested parties should confirm the accuracy of any information in this brochure as it relates to a vehicle directly with Infiniti Retailer before relying on it to make a purchase decision. Nissan North America, Inc., reserves the right to make changes, at any time, without prior notice, in prices, colors, materials, equipment, specifications, and models and to discontinue models or equipment. Due to continuous product development and other pre- and post-production factors, actual vehicle, materials and specifications may vary from this brochure. Some vehicles shown with optional equipment. See the actual vehicle for complete accuracy. Availability and delivery times for particular models or equipment may vary. Specifications, options and accessories may differ in Hawaii, U.S. territories and other countries. For additional information on availability, options or accessories, see your Infiniti Retailer or visit Infiniti website. INFINITI names, logos, product names, feature names, and slogans are trademarks owned by or licensed to Nissan Motor Co. Ltd., and/or its North American subsidiaries. Other trademarks and trade names are those of their respective owners. ©2014 Infiniti.

¹ Available on select models. ² 2015 EPA Fuel Economy Estimates. MPG 18 city/26 hwy. Actual mileage may vary with driving conditions. Use for comparison only. ³ Never program while driving. GPS mapping may not be detailed in all areas or reflect current road status. ⁴ Parking aid/convenience feature. Cannot completely eliminate blind spots. May not detect every object and does not warn of moving objects. Always check surroundings and turn to look behind you before moving vehicle. ⁵ The Rear Sonar System is a convenience, not a substitute for proper parking and/or backing procedures. Always check that it is safe to do so before moving vehicle. May not detect every object. ⁶ Intelligent Cruise Control is not a collision avoidance system or warning device. Designed to use limited braking. Failure to apply the brakes could result in an accident. ⁷ Brake Assist is only an aid to assist the driver and is not a collision warning or avoidance device. It is the driver's responsibility to be in control of the vehicle at all times. ⁸ VDC, which should remain on when driving except when freeing the vehicle from mud or snow, cannot prevent accidents due to abrupt steering, carelessness, or dangerous driving techniques. ⁹ Air bags are only a supplemental restraint system; always wear your seat belt. Even with the occupant-classification sensor, rear-facing child restraints should not be placed in the front-passenger's seat. All children 12 and under should ride in the rear seat properly secured in child restraints, booster seats, or seat belts according to their size. Air bags will only inflate in certain accidents; see your Owner's Manual for more details. ¹⁰ Genuine Infiniti Accessories are covered by Infiniti's Limited Warranty on Genuine Infiniti Replacement Parts and Genuine Infiniti Accessories for the longer of 12 months/12,000 miles (whichever occurs first) or the remaining period under the 4-year/60,000-mile (whichever occurs first) Infiniti New Vehicle Limited Warranty. Terms and conditions apply. See Warranty Information Booklet for details. ¹¹ Driving is serious business and requires your full attention. If you have to use the connected device while driving, exercise extreme caution at all times so full attention may be given to vehicle operation. iPod is a registered trademark of Apple Inc. All rights reserved. iPod not included. ¹² Availability of specific features is dependent upon the phone's Bluetooth® support. Please refer to your phone Owner's Manual for details. Bluetooth word mark and logos are owned by Bluetooth SIG, Inc., and any use of such marks by Infiniti is under license. ¹³ Required SiriusXM Satellite Radio, NavTraffic and NavWeather subscriptions sold separately and are continuous until you call SiriusXM to cancel. Installation costs, one-time activation fee, other fees and taxes will apply. NavTraffic available in select markets. Satellite Radio U.S. service and NavWeather service available only to those 18 or older in the 48 contiguous states and D.C. Fees and programming subject to change. Subscriptions governed by Customer Agreement available at siriusxm.com. ©2014 Sirius XM Radio Inc. Sirius, XM and all related marks and logos are trademarks of Sirius XM Radio Inc. ¹⁴ Voice recognition disabled when top is down. ¹⁵ TPMS is not a substitute for regular tire pressure checks. ¹⁶ The Advanced Climate Control System with Plasmacluster air purifier helps scrub the air in the vehicle's interior. The system senses exterior odors, suppresses unpleasant interior odors, stops the inflow of external odors and helps keep the cabin smelling fresh, but does not always eliminate odors. ¹⁷ May require additional options or option packages.


App Store is a service mark of Apple Inc. iPad is a registered trademark of Apple Inc. Android and Google Play are trademarks of Google Inc.



• Standard ◦ Available

PARTNERS IN THE INTENSE

The pulse races. Seconds split. Victories are won and lost. In Formula One, technology and human ingenuity are pushed to the limit. Yet, success is ultimately a measure of the passion that goes into every invention and is released every lap. This passion has led Infiniti Red Bull Racing to become, in recent years, the most dominant force on track.



Infiniti is drawn to Formula One racing because it is engineering genius applied purely to creating emotional excitement. A feeling of exhilaration that extends from the track to the fans, to the culture of Formula One, through our partner, Infiniti Red Bull Racing. The heart and determination the team has shown has led to four Formula One Constructors' World Championships in a row. Our synergistic relationship is one that promises thrilling new performance capabilities for both Formula One and Infiniti vehicles. This exchange of both technology and ideas now includes the appointment of 4-time Formula One Drivers' World Champion, Sebastian Vettel, as our Director of Performance. Sebastian has already aided in the development of the Infiniti Q50—harnessing his supreme driving senses and passion for performance to ensure this new vehicle is as dynamic as possible. And now, future Infiniti vehicles will be imprinted with the unrivaled skill and dedication that has led to his many achievements.

Ultimate luxury is more than perfection. It is the feeling of unrestrained joy that unleashes something special in your heart. We at Infiniti believe there are times when reason should take a backseat and emotion—pure and primal—should be the driver. Tangibles play a part, of course: the sensual, flowing lines; the smell of leather; the visceral roar of the engine. Established in 1989, Infiniti has now grown to include sedans, coupes, convertibles, crossovers and SUVs in its lineup and reaches across 50 countries worldwide. Infiniti has generated respect as the provocateur brand in the premium category, with a reputation for defying convention and creating irresistible and provocative automobiles, engineered with obsessive attention to detail. Our passion for ultimate precision, exhilarating performance and that exuberant driving experience is also manifested in the partnership that Infiniti established with Red Bull Racing in 2011. All of which contributes to the feeling that to drive an Infiniti is something special.