



Visit us online to create your ideal Infiniti, get pricing and more.

www.infinitiUSA.com

Q50

CONNECT Join our community, and get the latest on Infiniti.

Facebook.com/Infiniti Twitter.com/InfinitiUSA

DISCOVER Download the Infiniti Portfolio app for iPad® on the App StoreSM and for Android™ on the Google Play™ Store for an interactive, digitally enhanced experience for each Infiniti model.




Q50 2015



2015 INFINITI Q50

Always wear your seat belt, and please don't drink and drive. ©2014 INFINITI. IN-16074-1 Reorder #155051 (9/14, 69K, CG)
♻️ Reducing our environmental footprint is an important goal at Infiniti. That's why this brochure uses paper stock that is certified to contain a minimum of 10% post-consumer waste materials.





IN OBSESSION

Be driven by desire. Revel in it, and reveal the sensory delights of luxury focused on feel. The Infiniti Q50 is designed for these delights. It delivers them with high-performance intensity and state-of-the-art originality. Luxury has found its future. Time to indulge.





IN SECONDS

Velocity has a special kind of magic. The moment you're launched forward, you can feel from the inside out engineering that accelerates emotion, with power and efficiency. It's so much more than movement.

INFINITI DIRECT RESPONSE HYBRID^{®1} doesn't ask you to choose between efficiency and exhilaration. Capable of achieving 36 highway miles per gallon,² it also delivers 360 horsepower with heart-pounding immediacy.

ACCELERATION SWELL transforms mechanical power into emotional excitement. Precise engine tuning unleashes torque over a broader rev range, and sustains g-forces over a longer period. The feeling of acceleration is shaped to increase the faster you go.





What are you seeking? What feeling are you waiting for? As you take hold of the steering wheel, no matter what experience you anticipate, the Q50 amplifies it. It's designed to become what you desire.

DIRECT ADAPTIVE STEERING¹ expands your sense of control behind the wheel, and your relaxation on the road with a digitally enhanced steering connection—allowing for an unprecedented level of handling customizability and filtering out unwanted vibration.

INFINITI DRIVE MODE SELECTOR helps match the way your vehicle performs to your conditions, your needs and even your mood with the simple flip of a switch.





IN MOMENTS

There are hidden levels of driving enjoyment that are unlocked when technology and design converge to purify your connection with the road. It takes only an instant to discover what's beneath the surface.

ZERO-LIFT AERODYNAMICS allows your Q50 to carve through the wind without upsetting its balance for an intimate connection to the road.

DUAL FLOW PATH® SHOCK ABSORBERS adjust damping forces based on road conditions to help maintain the perfect ride and precise response that suits all your moments behind the wheel.





IN ANTICIPATION

Your every touch has power. The greatest response and the tightest connection can come from a momentary contact, the lightest touch of a fingertip. Discover how technology designed in the right way can transform your gestures into influence.

INFINITI INTOUCH™³ integrates your digital life, including apps, in a system that responds naturally to your touch. Touch, tap, swipe to navigate email, stream music, catch up on social media and more.

INFINITI INTOUCH™ NAVIGATION^{1,3} offers a more intuitive 3-dimensional view and simple interface for increased ease and confidence, helping you expertly find your location and your destination, even in crowded city settings.





IN AWAKENING

Visionaries don't just see the world with greater accuracy, they dream of new experiences that never were before. Take hold of a singular vision of luxury that owes nothing to conventions that have preceded it, and everything to your total sensory delight.

LED HEADLIGHTS are designed to complement the sculpted design of the Q50 and create a dramatic flair that will turn heads. They also turn to shed light on where you're steering, helping heighten visibility as you maneuver.

HIGH BEAM ASSIST¹ automatically dims your high beams as oncoming vehicles approach. Extend courtesy, help increase safety, savor convenience catered for you.





OBJECT OF ATTRACTION

2015 INFINITI Q50

AMBIANCE

A welcoming and evocative space is measured by its ability to stir your emotions.




360
PEOPLE

6
COUNTRIES

.48
MILLIMETERS

MATCHLESS MATERIALS Glide your hand across the armrest, and your fingertips seem to recognize the instinctively rewarding feel. This is purely intentional. We took one-and-a-half years, surveying 360 people all over the world to quantify the most pleasing tactile feel, then created the perfect materials to match it. With tension and texture that match the depth and spacing of the ridges in your fingerprint, it imbues the surfaces you'll engage most with the perfect touch.



INVITING YOU IN We use light to not only make you feel more secure, but to make you feel like an honored guest. Welcome Lighting responds to your presence automatically by gently illuminating the puddle lights as you approach. Then, as you get closer, the interior lights are illuminated. This choreographed sequence ends with the Start/Stop Button, pulsing as though with a heartbeat—inviting you to bring your Q50 to life and building anticipation for the road ahead.

EVERY BREATH FRESHER AND CLEANER Even the invisible is never overlooked. The Advanced Climate Control System^{1,4} features the innovative Plasmacluster[®] air purifier, which actively produces positive and negative ions that help prevent odors from sticking to interior materials and even helps suppress mold and viruses. It works in concert with the Grape Polyphenol Filter, which helps remove up to 99.5% of allergens from the air coming in from the outside.

ABUNDANT SPACE The interior of the Q50 was designed to emphasize both the rewards of spaciousness and the feeling of space. Its low, wide stance helps maximize head and hip room for all passengers. Interior elements like the roof and windshield pillars were shaved and shaped to give a more open feeling. The backs of the supportive front seats give rear passengers more legroom. What's more, a wide trunk opening gives you easy access to the expansive luggage compartment.

POWER

Exceptional build quality, fuel efficiency² and output can be measured with instruments or graphs, but the true excellence of Infiniti engines is in the feeling unleashed as you drive.



360
HP

36²
HWY MPG

3.5-LITER V6 ENGINE WITH INFINITI DIRECT RESPONSE HYBRID^{®1}
A combined system power of 360 horsepower responds to your call with thrilling immediacy, while it achieves a surprising 36 highway mpg.² It transitions from all-electric mode to full-power hybrid mode, with an intensity and organic response that defies everything you think about hybrids.

328
HP

30²
HWY MPG

3.7-LITER V6 GASOLINE ENGINE¹ Its robust design, exceptional power-to-weight ratio, advanced technology and fuel efficiency have won it acclaim from critics and fans alike. Benefitting from Variable Valve Event and Lift (VVEL[®]) technology, it adjusts on the fly to make the most of every breath and every bit of fuel, resulting in a stirring 328 horsepower while achieving 30 highway mpg.²

PERFORM

Unleashing the intelligence and intensity of Infiniti Direct Response engineering, the Q50 frees you to drive precisely the way you desire.



32

PERFORMANCE
SETTINGS

AN ELECTRIFYING CONNECTION There are more than 30 ways to dial in the driving dynamics of your Q50. Direct Adaptive Steering™¹—a world's first in automotive technology—gives you an unprecedented level of customization by using electronics and next-generation digital systems to streamline the steering mechanism. Not only can it make driving more relaxing by filtering out unwanted vibration you feel in the steering wheel, it allows you to tailor the steering sharpness to help get precisely the response you desire.



EFFICIENT INVIGORATION No hybrid design is quite like it, and none can match its emotional intensity. The 50 kW electric motor and cutting-edge lithium ion batteries of the Infiniti Direct Response Hybrid^{®1} are powerful enough to allow you to maintain cruising speed in all-electric mode. When not needed, the 3.5-liter V6 gasoline engine is turned off and completely disconnected, maximizing mechanical efficiency. And yet, it responds to your call for power with a stirring intensity.



CONTROL WITHOUT COMPROMISE When conditions are ideal, Intelligent All-Wheel Drive¹ sends 100% of the power to the rear wheels for more sporty response and performance. But it also constantly monitors wheelspin, throttle position and vehicle speed, and can divert up to 50% of the available power to the front wheels to help enhance traction and control when conditions are less than optimal.




MORE RESPONSIVE BRAKING The agile performance of the Q50 is made all the more predictable with large brakes, featuring opposed-piston calipers.¹ The extra bite they take shaves speed quicker and with greater confidence.



LIGHT ON ITS FEET These stunning 19-inch alloy wheels¹ heighten both the looks and performance of the Q50. Lightweight, thanks to both material and design, they help reduce unsprung weight. That reduction of mass makes driving more exciting by allowing the suspension to be more finely tuned and by making the handling of the Q50 more responsive and more nimble.



AERODYNAMIC ADVANTAGE The upper and lower body of the Q50 direct the flow of air over, around and under the vehicle, turning it into an incredibly effective downforce generator. By minimizing the pressure under the car and the "suction" effect over it, the design achieves zero-lift at the front and rear. This helps reduce the effect of wind turbulence at higher speeds, and leaves you feeling more tightly in control and in touch with the road surface.



SHARPER SHIFTS When you flick the magnesium paddle shifter¹ for a lower gear, Downshift Rev Matching blips the throttle to ready the engine for the new gear. It gives you the power of expert performance driving by delivering smoother downshifts for increased stability and more consistent engine power.

ASSIST/ENTERTAIN

Infiniti InSuite™ integrates a host of intuitive technologies to simplify tasks and anticipate your needs as they keep you in touch with and in control of your world.

8"

TOP

7"

BOTTOM

CUSTOMIZABLE DUAL TOUCHSCREENS

TECHNOLOGY WITH HUMANITY Infiniti InTouch™³ puts intuitive control of your vehicle's systems, and access to a wide array of familiar apps right at your fingertips. The dual touchscreen interface allows you to set the climate control, do a Google® search, check your social media, or access a wide variety of comfort and convenience settings, all in the same elegant interface. And with the customization of Infiniti InTuition™, it remembers your personal app selection, so you'll always see the apps you've selected.



A SMARTER WAY TO SEE The Adaptive Front lighting System¹ lights not just the way ahead, but around as well. It directs light toward corners by turning the headlights in coordination with steering input. What's more, the Q50 offers the innovative High Beam Assist technology, which automatically dims your high beams when oncoming traffic approaches at night.



SECURING YOUR SPACE Distance Control Assist^{1,5} employs radar to monitor the vehicle in front of you and helps you maintain a safe following distance. As your following distance becomes too short, the system can automatically engage the brakes as you release the gas pedal, and it can warn you if you need to brake. If your foot stays on the gas pedal while closing in on the other vehicle, it can push the pedal upwards to assist you in releasing it.



EASE IN TRAFFIC Intelligent Cruise Control (Full-Speed Range)^{1,6} allows you to choose your desired speed, and automatically slows your vehicle in slowing traffic, going all the way to a complete stop. Then, as traffic flow picks up, it re-accelerates your vehicle to your preset speed. This visionary innovation and the personalized convenience it offers is available with a simple touch of a button.



ALL-AROUND AWARENESS The Around View® Monitor with Moving Object Detection^{1,7} and Front and Rear Sonar System^{1,8} gives you exceptional awareness of your environment as you park. You'll see a simulated 360° view from above, showing you clearly the objects detected around your car. And the system will even alert you to moving objects detected in your vicinity. It helps put you intuitively in touch with your surroundings, while simultaneously putting you at ease.



AUDITORY INDULGENCE The next-generation Infiniti Studio on Wheels® by Bose®¹ brings 14 individual speakers to bear in its powerful array—three of which are 10-inch subwoofers, which add palpable depth to every form of music. Their positioning and sound delivery is precision-engineered specifically for the interior of the Q50 to filter out noise and distortion, and to surround you with compellingly rich and realistic sound.



SPEAK YOUR DESIRE Infiniti Voice Recognition allows you to set a destination on the navigation system¹; call a contact from your phone, play an audio track and much more—without lifting your hands from the wheel. The system recognizes a wide variety of commands, making your life that much simpler and more elegant.

Information Provided by

DEALER

PROTECTION

The Infiniti Safety Shield® concept—our comprehensive approach to safety—layers technologies to help monitor conditions, help you avoid a collision, and help protect you and your passengers if one occurs.




ALWAYS LOOKING FOR DANGER Predictive Forward Collision Warning^{1,9} can warn you of a possible collision, even when the cause is ahead of your forward field of vision. It uses radar to continuously monitor and analyze the relative velocity and distance of not only the vehicle directly ahead of you, but of the vehicle in front of that one as well. If your closing speed on either exceeds safe limits, it provides an alert.

SENSES WHERE YOU CAN'T SEE The Blind Spot Intervention® System^{1,10} uses sensors to help alert you to a vehicle detected entering the blind spot area in an adjacent lane and helps you avoid it. First, the warning light illuminates. Then, if you begin moving toward the occupied lane, a warning sounds. The system will even apply opposite side brakes to help you guide your vehicle back toward the center of your current driving lane.

STRONGER AND LIGHTER Ultra high-strength steel is used to help enhance your safety in the case of a collision. The unique process used to create this material can give it more than twice the tensile strength of conventional steel. Not only does this ultra-strong material add to the vehicle's resiliency, it allows us to make the vehicle lighter overall.

MAINTAINING YOUR LANE The Lane Departure Warning System^{1,11} uses a camera to watch for departure from the traveling lane when you haven't signaled, and audibly warns you if it's detected. Then, if the drift continues, the Lane Departure Prevention System^{1,11} gently helps ease your vehicle back toward the center of your current driving lane. What's more, Active Lane Control^{1,12} can help keep you in your lane when driving in a crosswind or on a slanted road.

REVERSE WITH GREATER CONFIDENCE A world's first from Infiniti, Backup Collision Intervention^{1,13} employs an advanced set of sensors to help detect vehicles approaching from either side as you back up. If a vehicle is detected, the system alerts you—first, a warning light appears, then an audible alarm sounds, followed by gas pedal-force feedback. The system can even intervene by automatically engaging the brakes to help avoid a collision.



PREPARED TO PROTECT Under certain braking conditions, the Front-seat Pre-Crash Seat Belts automatically tighten the front seat belts—helping restrain you and helping to maximize the effectiveness of the other occupant protection devices such as air bags.

HARM MITIGATED Forward Emergency Braking^{1,14} scans the area ahead of you looking for signs that an unavoidable collision might be imminent. If it detects a probable accident, the system warns the driver, and automatically engages the brakes to reduce speed and mitigate damage.

ENHANCED PROTECTION In the event of a collision, dual-stage front supplemental air bags of the Infiniti Advanced Air Bag System adjust inflation rates based on the severity of the crash and seat belt usage. Also featured are front seat-mounted side-impact supplemental air bags and roof-mounted curtain side-impact supplemental air bags.¹⁵

Information Provided by
DEALER
E-PROCESS

SELECTION

Hues that change in response to light and angle. Matching exterior and interior colors to reflect the distinctive energy and mood of the seasons. These are two ways Infiniti designs color to evoke feeling, express character, and shape the emotional essence of a vehicle.

EXTERIOR COLORS



INTERIOR COLORS



INTERIOR TRIM



WHEELS



17 X 7.5-INCH, SPLIT 5-SPOKE ALUMINUM-ALLOY WHEELS WITH ALL-SEASON RUN-FLAT PERFORMANCE TIRES



19 X 8.5-INCH, TRIPLE 5-SPOKE ALUMINUM-ALLOY WHEELS WITH ALL-SEASON OR SUMMER RUN-FLAT PERFORMANCE TIRES¹



19 X 9.0-INCH, RAYS SUPER-LIGHT FORGED ALUMINUM-ALLOY WHEELS WITH SUMMER PERFORMANCE TIRES¹

Infiniti has taken care to ensure that the color swatches presented here are the closest possible representations of actual vehicle colors. Swatches may vary slightly due to the printing process and whether viewed in daylight, fluorescent or incandescent light. Please see the actual colors at your local Infiniti Retailer.

¹Additional cost applies for this paint option.

SPECIFICATIONS

	Q50 3.7	Q50 3.7 Premium	Q50S 3.7	Q50 Hybrid Premium	Q50S Hybrid
POWER					
Engine					
3.7-liter (3,696cc) 24-valve V6 engine, aluminum-alloy block and heads	•	•	•		
3.5-liter V6 with Infiniti Direct Response Hybrid [®] , utilizing a lithium-ion battery and 50 kW electric motor				•	•
Valvetrain					
Double overhead camshaft (DOHC), 4 valves per cylinder with microfinished camshafts. Continuously Variable Valve Timing Control System (CVTCS) optimizes opening of intake valves. Variable Valve Event and Lift (VVEL [®]) for intake valves improves performance, emissions and fuel efficiency	•	•	•		
Double overhead camshaft (DOHC), 4 valves per cylinder with microfinished camshafts. Steel intake and exhaust valves. Continuously Variable Valve Timing Control System (CVTCS) optimizes opening of intake and exhaust valves				•	•
Fuel Economy					
EPA Estimated Fuel Economy (mpg) ² (city/highway)—RWD	20/30	20/29	20/29	29/36	28/34
EPA Estimated Fuel Economy (mpg) ² (city/highway)—AWD	19/27	19/27	19/27	28/35	27/31
Horsepower					
328 hp @ 7,000 rpm	•	•	•		
360 hp (Hybrid System Net Power)				•	•
Torque					
269 lb-ft @ 5,200 rpm	•	•	•		
Peak engine 258 lb-ft and peak electric motor 214 lb-ft				•	•
Transmission					
Downshift Rev Matching (DRM)	•	•	•	•	•
Electronically controlled 7-speed automatic with Adaptive Shift Control (ASC). Driver-adaptive learning algorithm senses driving style and adjusts automatic shifting accordingly. Manual shift mode offers sequentially selectable manual gearshifts	•	•	•	•	•
Infiniti Drive Mode selector personal settings allows driver to choose between Standard, Sport, Snow, Eco or Personal mode	•	•	•	•	•
Hill start assist	•	•	•	•	•
Drive Type					
Rear-wheel drive	•	•	•	•	•
Intelligent All-Wheel Drive (AWD)	◦	◦	◦	◦	◦
HANDLING					
Steering					
Type	Vehicle-speed-sensitive power steering	•	•	•	•
	Direct Adaptive Steering™		◦	◦	•
Turning diameter	36.7 feet (RWD)	•	•	•	•
	37.4 feet (AWD)	◦	◦	◦	◦
Active Trace Control ¹⁸	Active Trace Control adjusts vehicle braking and engine torque to help enhance cornering feel	•	•	•	•
Suspension					
Standard Front	Independent, double-wishbone with coil springs over Dual Flow Path [®] shock absorbers, stabilizer bar	•	•		
Standard Rear	Independent, multi-link with coil springs over Dual Flow Path [®] shock absorbers, stabilizer bar	•	•		
Sport-Tuned Front	Independent, double-wishbone with coil springs over double piston shock absorbers, stabilizer bar. Double piston shock absorbers provide high damping force at low frequency vibrations (flat ride) and low damping force at high frequency vibrations (smooth ride)			•	•
Sport-Tuned Rear	Independent, multi-link with coil springs over double piston shock absorbers, stabilizer bar. Double piston shock absorbers provide high damping force at low frequency vibrations (flat ride) and low damping force at high frequency vibrations (smooth ride)			•	•

• Standard ◦ Available

HANDLING (continued)

Brakes

Front/Rear 12.6 x 1.1-inch ventilated discs/12.1 x 0.6-inch ventilated discs; 4-wheel, 4-channel ABS

Sport Aluminum 4-piston opposed front calipers with 14.0 x 1.3-inch ventilated discs/2-piston opposed rear calipers with 13.8 x 0.8-inch ventilated discs; 4-wheel, 4-channel ABS

Hybrid Regenerative Braking System

Wheels and Tires

Standard 17 x 7.5-inch, split 5-spoke aluminum-alloy wheels with 225/55R17 all-season run-flat performance tires

Sport (AWD) 19 x 8.5-inch, triple 5-spoke aluminum-alloy sport wheels with 245/40R19 all-season run-flat performance tires

Sport (RWD) 19 x 8.5-inch, triple 5-spoke aluminum-alloy sport wheels with 245/40R19 summer run-flat performance tires

Performance Wheel Package 19 x 9.0-inch, RAYS super-light forged aluminum-alloy wheels with 245/40R19 front and 265/35R19 rear summer performance tires

Spare Tire Temporary use, T145/70R18

EXTERIOR

Features

Automatic on/off LED headlights with Daytime Running Lights

High beam assist headlights (high/low automatic change)

Front LED fog lights

LED rear brake lights and center high-mounted stoplight (CHMSL)

Comprehensive airflow management for low coefficient of drag (Cd) and zero-lift front and rear aerodynamics

UV-reducing solar glass

Power sliding tinted glass moonroof with one-touch auto-open/close, tilt feature and sliding sunshade

Remote keyless entry system with door handle touch selective unlocking of driver's door or all doors

Remote power-opening of windows using Infiniti Intelligent Key

Power heated outside mirrors with integrated LED turn signal lamp

Auto-dimming outside mirrors with reverse tilt-down feature

Speed-sensing flat-blade variable intermittent front windshield wipers

Rain-sensing front windshield wipers

Front door handle courtesy lights

Rear window defroster with indicator light and timer

Dual chrome exhaust finishers

INTERIOR

Features

Infiniti Intelligent Key with Push Button Ignition

Dual Zone Automatic Temperature Control (ATC) system with microfilter

Advanced Climate Control System (ACCS) with auto-recirculation, Plasmacluster[®] air purifier and Grape Polyphenol Filter⁴

Rear console-mounted air vents and rear floor heater ducts

Power windows with illuminated switches and one-touch auto-up/down with auto-reverse feature

Power door locks with automatic locking feature

Valet key and trunk lockout feature

Retained accessory power for windows and moonroof (if equipped)

Sequential welcome lighting illuminated entry system with delayed fade-out

Front sun visors with illuminated vanity mirrors

Overhead sunglasses storage

Dual overhead front map lights; rear-seat reading lights

Front seatback map pockets; front door pockets

Dual front and rear cup holders and front door bottle holders

Front armrest with storage compartment, two 12-volt power outlets, auxiliary input jacks and two USB connection ports¹⁹

Fold-down rear-center armrest with cup holders

Information Provided by:



• Standard ◦ Available

INTERIOR (continued)

Battery saver helps prevent accidental discharging if electrical accessories are left on

Front and rear carpeted floor mats

Seating and Trim

Leather-appointed seating

Kacchu aluminum interior trim

Maple wood trim

8-way power driver's seat with adjustable lumbar support; 8-way power front-passenger's seat

8-way power/heated, sport type leather-appointed front seats. Driver's seat power lumbar support and power torso support adjustments

Dual occupant memory system for driver's seat, mirrors and steering wheel settings, linked to individual Intelligent Keys

Entry/exit assist for driver's seat and steering wheel

Heated front seats

Heated steering wheel

Leather-wrapped 3-spoke steering wheel and shift knob with aluminum accent

Aluminum front doorsill kick plates with Infiniti logo

Aluminum-accented pedals and footrest

Audio and Entertainment System

6-speaker audio system with high-definition AM/FM radio, CD with MP3 playback capability, Radio Data System (RDS) and speed-sensitive volume control

Infiniti Studio on Wheels[®] by Bose[®] 14-speaker Premium Audio System, including 3-way component front door speakers with 10-inch subwoofers and a parcel shelf-mounted subwoofer, CD player with MP3 playback capability, Radio Data System (RDS) and speed-sensitive volume control

Infiniti InTouch™ Apps³

Two USB connection ports for iPod[®] interface, flash drive or other compatible devices¹⁹

SiriusXM Satellite Radio with 3-month trial subscription²⁰

Driver's Audio Stage

Multimedia playback of digital files from a USB flash drive on WVGA color display¹⁹

Steering wheel-mounted audio controls

Dual in-glass diversity antennas

Instrumentation and Driver Controls

Infiniti InTouch™ dual display system screens, LCD/VGA 8-inch upper and 7-inch lower color vehicle-information displays³

Infiniti InTuition™ fully customizable digital environment for audio, climate control, feature displays and IT functions stored in each Infiniti Intelligent Key²

Infiniti Voice Recognition for audio and vehicle information systems

Bluetooth[®] Hands-free Phone System²¹

SiriusXM Travel Link services, including weather, fuel prices, movie times, sports scores and stocks²⁰

Energy usage instrument meter with special split-screen viewing display. Direct Response Hybrid[®] system display shows energy flow and real-time fuel efficiency

RearView Monitor²²

Around View[®] Monitor with Moving Object Detection and Front and Rear Sonar System^{7,8}

Multi-function trip computer with fuel range and outside temperature display

Fine Vision electroluminescent gauges

Tilt and telescopic steering column

Power tilt and telescopic steering column

Solid-magnesium paddle shifters

Auto-dimming inside mirror with HomeLink[®] Universal Transceiver

Cruise control with steering wheel-mounted switches

• Standard ◦ Available

	Q50 3.7	Q50 3.7 Premium	Q505 3.7	Q50 Hybrid Premium	Q505 Hybrid
SAFETY FEATURES					
Safety					
Infiniti Advanced Air Bag System (AABS) includes dual-stage front supplemental air bags with an occupant-classification sensor and seat belt sensors. Air bag inflation rate is adjusted depending on crash severity and seat belt usage. If the front-passenger's seat is empty, a sensor will deactivate the air bag. ¹⁵	•	•	•	•	•
Driver and front-passenger side-impact supplemental air bags ¹⁵	•	•	•	•	•
Roof-mounted curtain side-impact supplemental air bags for front and rear-seat outboard occupant head protection ¹⁵	•	•	•	•	•
Front seat belts with pretensioners and load limiters, driver's seat Emergency Locking Retractor (ELR) and passenger's seat ELR and Automatic Locking Retractor (ALR)	•	•	•	•	•
Second-row 3-point seat belts with ELR and ALR	•	•	•	•	•
Zone Body construction with reinforced passenger compartment and front and rear crumple zones	•	•	•	•	•
LATCH System (Lower Anchors and Tethers for CHildren) helps simplify proper installation of compatible child restraint seats	•	•	•	•	•
Electronic Brake force Distribution (EBD)	•	•	•	•	•
Brake Assist (BA) ²³	•	•	•	•	•
4-wheel Anti-lock Braking System (ABS)	•	•	•	•	•
Vehicle Dynamic Control (VDC) ²⁴ with Traction Control System (TCS)	•	•	•	•	•
Tire Pressure Monitoring System (TPMS) provides specific information for each tire and low pressure warning ²⁵	•	•	•	•	•
Slide-away brake pedal assembly	•	•	•	•	•
Emergency inside trunk release	•	•	•	•	•
Approaching Vehicle Sound for Pedestrians (VSP)				•	•
Front-seat Pre-Crash Seat Belts		◦	◦	◦	◦
Backup Collision Intervention (BCI) ¹³		◦	◦	◦	◦
Blind Spot Warning (BSW) and Blind Spot Intervention® (BSI®) Systems ¹⁰		◦	◦	◦	◦
Predictive Forward Collision Warning (PFCW) ⁹		◦	◦	◦	◦
Forward Emergency Braking (FEB) ¹⁶		◦	◦	◦	◦
Lane Departure Warning (LDW) and Lane Departure Prevention (LDP) Systems ¹¹ with Active Lane Control ¹²		◦	◦	◦	◦
Security					
Remote keyless entry system with door handle touch selective unlocking of driver's door or all doors	•	•	•	•	•
Infiniti Vehicle Immobilizer System	•	•	•	•	•
Vehicle Security System sounds alarm if intrusion is detected	•	•	•	•	•
Infiniti Intelligent Key backup slot to start vehicle if keyfob battery is depleted	•	•	•	•	•
OPTION PACKAGES					
Moonroof Package	◦	•	•	•	•
Power sliding tinted glass moonroof with one-touch auto-open/close, tilt feature and sliding sunshade					
Spare Tire Package		◦	◦		
Temporary spare tire/wheel and jack kit					
60/40-Split Folding Rear Seat Package		◦	◦		
60/40-split folding rear seatbacks					
Leather-appointed Seating Package		◦	•	•	•
Leather-appointed seating (front and rear) • Driver's seat 2-way power lumbar					
Navigation Package		◦	◦	◦	◦
Infiniti InTouch™ Navigation System with dual touch-screen, Lane Guidance and 3-D building graphics ³ • SiriusXM Traffic, including real-time traffic information ²⁰ • Infiniti Voice Recognition for navigation, including one-shot voice destination entry • Infiniti Connection, including 1-year subscription for all security and convenience services ²⁶					
Deluxe Touring Package <i>Requires Leather-appointed Seating and Navigation Packages.</i>		◦	◦		
Power tilt and telescopic steering column • Direct Adaptive Steering™ • Auto-dimming outside mirrors with reverse tilt-down feature • Dual occupant memory system for driver's seat, mirrors and steering wheel settings, linked to individual Intelligent Keys • Maple wood trim • 60/40 split-folding rear seats with center armrest pass-thru • Around View® Monitor with Moving Object Detection and Front and Rear Sonar System™ ¹⁸ • Rain-sensing front windshield wipers					

• Standard ◦ Available

OPTION PACKAGES (continued)

Technology Package *Requires Deluxe Touring Package.*

Adaptive Front lighting System with auto-leveling headlights • High beam assist headlights (high/low automatic change) • Distance Control Assist (DCA)⁵ • Blind Spot Warning (BSW) and Blind Spot Intervention® (BSI®) Systems¹⁰ • Backup Collision Intervention (BCI)¹³ • Front-seat Pre-Crash Seat Belts • Intelligent Cruise Control (Full-Speed Range)⁶ • Predictive Forward Collision Warning⁹ • Forward Emergency Braking¹⁶ • Lane Departure Warning and Lane Departure Prevention¹¹ with Active Lane Control¹² • Advanced Climate Control System with auto-recirculation, Plasmacluster® air purifier and Grape Polyphenol Filter⁴ • Eco pedal

Deluxe Technology Package *Requires Navigation Package.*

Auto-dimming outside mirrors with reverse tilt-down feature • Dual occupant memory system for driver's seat, mirrors and steering wheel settings, linked to individual Intelligent Keys • Maple wood trim • Around View® Monitor with Moving Object Detection and Front and Rear Sonar System™¹⁸ • Rain-sensing front windshield wipers • Adaptive Front lighting System with auto-leveling headlights • High beam assist headlights (high/low automatic change) • Distance Control Assist (DCA)⁵ • Blind Spot Warning (BSW) and Blind Spot Intervention® (BSI®) Systems¹⁰ • Backup Collision Intervention (BCI)¹³ • Front-seat Pre-Crash Seat Belts • Intelligent Cruise Control (Full-Speed Range)⁶ • Predictive Forward Collision Warning⁹ • Forward Emergency Braking¹⁶ • Lane Departure Warning and Lane Departure Prevention¹¹ with Active Lane Control¹² • Advanced Climate Control System with auto-recirculation, Plasmacluster® air purifier and Grape Polyphenol Filter⁴ • Eco pedal

19-inch Sport Tire and Wheel Package (RWD) *Requires Leather-appointed Seating and Navigation Packages.*

19 x 8.5-inch, triple 5-spoke aluminum-alloy wheels with 245/40R19 summer run-flat tires

19-inch Sport Tire and Wheel Package (AWD) *Requires Leather-appointed Seating and Navigation Packages.*

19 x 8.5-inch, triple 5-spoke aluminum-alloy wheels with 245/40R19 all-season run-flat tires

Performance Wheel Package

19 x 9.0-inch, RAYS super-light forged aluminum-alloy wheels with 245/40R19 front and 265/35R19 rear summer performance tires • Temporary spare tire/wheel and jack kit

INDIVIDUAL OPTIONS²⁷

17-inch, Split 5-spoke Bright Aluminum-alloy Wheels

19-inch, Split 5-spoke Bright Aluminum-alloy Wheels

Rear Decklid Spoiler and Midnight Black Grille

All-season Floor Mats and Trunk Protector

Carpeted Trunk Mat¹⁷, Trunk Net¹⁷ and First Aid Kit

Infiniti Welcome Lighting

Interior Ambient Lighting

Stainless Steel Illuminated Kick Plates

Carpeted Floor Mats (replacement set)

Splash Guards (4-piece set)

DIMENSIONS

	Q50 3.7	Q50 3.7 Premium	Q505 3.7	Q50 3.7 AWD	Q50 3.7 AWD Premium	Q505 3.7 AWD	Q50 Hybrid Premium	Q505 Hybrid	Q50 Hybrid AWD Premium	Q505 Hybrid AWD
Exterior										
Coefficient of drag (Cd)	0.26	0.26	0.27	0.26	0.26	0.28	0.26	0.27	0.26	0.28
Overall length (inches)	188.3	188.3	189.1	188.3	188.3	189.1	188.3	189.1	188.3	189.1
Overall width (inches)	71.8	71.8	71.8	71.8	71.8	71.8	71.8	71.8	71.8	71.8
Overall height (inches)	56.8	56.8	56.8	57.2	57.2	57.2	56.8	56.8	57.2	57.1
Wheelbase (inches)	112.2	112.2	112.2	112.2	112.2	112.2	112.2	112.2	112.2	112.2
Track width (inches)—Front	60.8	60.8	60.4	60.8	60.8	60.4	60.8	60.4	60.8	60.4
Track width (inches)—Rear	61.8	61.8	61.4	61.8	61.8	61.4	61.8	61.4	61.8	61.4

Information Provided by:



• Standard ◦ Available

DIMENSIONS (continued)

	Q50 3.7	Q50 3.7 Premium	Q505 3.7	Q50 3.7 AWD	Q50 3.7 AWD Premium	Q505 3.7 AWD	Q50 Hybrid Premium	Q505 Hybrid	Q50 Hybrid AWD Premium	Q505 Hybrid AWD
Interior										
Headroom with moonroof (inches)—Front	39.5	39.5	39.5	39.5	39.5	39.5	39.5	39.5	39.5	39.5
Headroom with moonroof (inches)—Rear	36.8	36.8	36.8	36.8	36.8	36.8	36.8	36.8	36.8	36.8
Headroom without moonroof (inches)—Front	40.2			40.2						
Headroom without moonroof (inches)—Rear	37.5			37.5						
Legroom (inches)—Front	44.5	44.5	44.5	44.5	44.5	44.5	44.5	44.5	44.5	44.5
Legroom (inches)—Rear	35.1	35.1	35.1	35.1	35.1	35.1	35.1	35.1	35.1	35.1
Shoulder room (inches)—Front	56.7	56.7	56.7	56.7	56.7	56.7	56.7	56.7	56.7	56.7
Shoulder room (inches)—Rear	56.1	56.1	56.1	56.1	56.1	56.1	56.1	56.1	56.1	56.1
Hip room (inches)—Front	53.2	53.2	53.2	53.2	53.2	53.2	53.2	53.2	53.2	53.2
Hip room (inches)—Rear	52.5	52.5	52.5	52.5	52.5	52.5	52.5	52.5	52.5	52.5
Weight and Capacity										
Passenger volume with moonroof (cubic feet)	100.0	100.0	100.0	100.0	100.0	100.0	100.0	100.0	100.0	100.0
Passenger volume without moonroof (cubic feet)	101.9			101.9						
Cargo volume (cubic feet)	13.5	13.5	13.5	13.5	13.5	13.5	9.4	9.4	9.4	9.4
Curb weight (lbs)	3,574	3,611	3,675	3,748	3,787	3,849	3,913	3,973	4,085	4,145
Weight distribution (percent) (front/rear)	55/45	55/45	55/45	57/43	57/43	57/43	53/47	53/47	55/45	55/45
Fuel capacity (gallons)	20.0	20.0	20.0	20.0	20.0	20.0	17.8	17.8	17.8	17.8


This brochure is intended for general descriptive and informational purposes only. It is subject to change and does not constitute an offer, representation or warranty (express or implied) by Nissan North America, Inc. Interested parties should confirm the accuracy of any information in this brochure as it relates to a vehicle directly with Infiniti Retailer before relying on it to make a purchase decision. Nissan North America, Inc., reserves the right to make changes, at any time, without prior notice, in prices, colors, materials, equipment, specifications, and models and to discontinue models or equipment. Due to continuous product development and other pre- and post-production factors, actual vehicle, materials and specifications may vary from this brochure. Some vehicles shown with optional equipment. See the actual vehicle for complete accuracy. Availability and delivery times for particular models or equipment may vary. Specifications, options and accessories may differ in Hawaii, U.S. territories and other countries. For additional information on availability, options or accessories, see your Infiniti Retailer or visit Infiniti website. INFINITI names, logos, product names, feature names, and slogans are trademarks owned by or licensed to Nissan Motor Co. Ltd., and/or its North American subsidiaries. Other trademarks and trade names are those of their respective owners. ©2014 Infiniti.

¹ Available on select models. ² 2015 EPA Fuel Economy Estimates. Q50 3.7 MPG 20 city/30 hwy. Q50 Hybrid Premium MPG 29 city/36 hwy. Actual mileage may vary with driving conditions. Use for comparison only. ³ Driving is serious business. Only use Infiniti InTouch Apps™ services when safe to do so. Subscription Agreement required. Compatible smartphone required. Late availability. May require retailer service visit or software upgrade to activate. Not all app features are available for all models. Like any computer, processing speed may vary and system response delay or system reset may occur intermittently. Never program while driving. GPS mapping may not be detailed in all areas or reflect current road status. Cellular network not available in all areas. Cellular network, apps, and services, including Google® services, are provided by independent companies not within Infiniti's control and may require subscription and owner consent to activate. Should provider terminate/restrict service, service may be terminated without notice or liability to Infiniti and/or its agents. Infiniti not responsible for any equipment or app replacement/upgrades, or associated costs, that may be required for continued operation. Terms and conditions of Subscription Agreement apply. 48 mo. trial period starts on vehicle sale date; subsequently a paid subscription is required at the then current rate (excludes Pandora®). Standard text rates and/or data usage may apply. See retailer and www.infinitiusa.com/intouch/support for details. ⁴ The Advanced Climate Control System with Plasmacluster air purifier helps scrub the air in the vehicle's interior. The system senses exterior odors, suppresses unpleasant interior odors, stops the inflow of external odors and helps keep the cabin smelling fresh, but does not always eliminate odors. ⁵ Distance Control Assist helps maintain a distance to the vehicle in front of you under certain conditions. Not a collision avoidance system. Failure to apply the brakes could result in an accident. ⁶ Intelligent Cruise Control is not a collision avoidance system or warning device. Designed to use limited braking. Failure to apply the brakes could result in an accident. ⁷ AVM with MOD cannot completely eliminate blind spots and may not detect every object. MOD operates at vehicles speeds below 5 mph. Always check surroundings and turn to look behind you before moving vehicle. ⁸ The Sonar System is a convenience, not a substitute for proper parking and/or backing procedures. Always check that it is safe to do so before moving vehicle forward or backing up. May not detect every object in front of or behind you. ⁹ PFCW is intended to warn you before a collision occurs; it cannot prevent a collision. Speed and other limitations apply. See Owner's Manual for details. ¹⁰ The Blind Spot Warning/Blind Spot Intervention® Systems are not substitutes for proper lane change procedures. The systems will not prevent contact with other vehicles or accidents. They may not detect every vehicle or object around you. ¹¹ LDW/LDP operate only when the lane markings are clearly visible. Speed limitations apply. See Owner's Manual for details. ¹² Active Lane Control cannot prevent accidents or loss of control. It is the driver's responsibility to be in control of the vehicle at all times. ALC may not detect the lane markers in certain road, weather or driving conditions. ¹³ BCI will not detect every object, and speed limitations apply. Always check surroundings and turn to look behind you before moving vehicle. See Owner's Manual for details. ¹⁴ FEB cannot prevent accidents due to carelessness or dangerous driving techniques. It may not provide warning or braking in certain conditions. Speed limitations apply. ¹⁵ Air bags are only a supplemental restraint system; always wear your seat belt. Even with the occupant-classification sensor, rear-facing child restraints should not be placed in the front-passenger's seat. All children 12 and under should ride in the rear seat properly secured in child restraints, booster seats, or seat belts according to their size. Air bags will only inflate in certain accidents; see your Owner's Manual for more details. ¹⁶ Genuine Infiniti Accessories are covered by Infiniti's Limited Warranty on Genuine Infiniti Replacement Parts and Genuine Infiniti Accessories for the longer of 12 months/12,000 miles (whichever occurs first) or the remaining period under the 4-year/60,000-mile (whichever occurs first) Infiniti New Vehicle Limited Warranty. Terms and conditions apply. See Warranty Information Booklet for details. ¹⁷ Cargo and load capacity limited by weight and distribution. Always secure all cargo. ¹⁸ Active Trace Control cannot prevent accidents or loss of control. It is the driver's responsibility to be in control of the vehicle at all times. ¹⁹ Driving is serious business and requires your full attention. If you have to use the connected device while driving, exercise extreme caution at all times so full attention may be given to vehicle operation. iPod® is a registered trademark of Apple Inc. All rights reserved. iPod® not included. ²⁰ Required SiriusXM Satellite Radio, SiriusXM® Travel Link services subscriptions sold separately and are continuous until you call SiriusXM to cancel. Installation costs, one-time activation fee, other fees and taxes will apply. SiriusXM® Travel Link services available in select markets. Satellite Radio U.S. service and SiriusXM® Travel Link Services available only to those 18 or older in the 48 contiguous states and D.C. Fees and programming subject to change. Subscriptions governed by Customer Agreement available at siriusxm.com. ©2014 Sirius XM Radio Inc. Sirius, XM and all related marks and logos are trademarks of Sirius XM Radio Inc. ²¹ Availability of specific features is dependent upon the phone's Bluetooth® support. Please refer to your phone Owner's Manual for details. Bluetooth word mark and logos are owned by Bluetooth SIG, Inc., and any use of such marks by Infiniti is under license. ²² Parking aid/convenience feature. Cannot completely eliminate blind spots. May not detect every object and does not warn of moving objects. Always check surroundings and turn to look behind you before moving vehicle. ²³ Brake Assist is only an aid to assist the driver and is not a collision warning or avoidance device. It is the driver's responsibility to be in control of the vehicle at all times. ²⁴ VDC, which should remain on when driving except when freeing the vehicle from mud or snow, cannot prevent accidents due to abrupt steering, carelessness, or dangerous driving techniques. ²⁵ TPMS is not a substitute for regular tire pressure checks. ²⁶ Driving is serious business. Only use and Infiniti Connection™ and Infiniti Connection Plus services when safe to do so. Services, including automatic crash notification and SOS, require an active subscription, and are dependent upon the telematics device being in an operative condition, its ability to connect to a wireless network, compatible wireless network availability, navigation map data, and GPS satellite signal receptions, the absence of which can limit or prevent the ability to reach Infiniti Connection Customer Care or receive support. Services require compatible 2G GSM/GPRS cellular network provided by AT&T. 2G cellular network not available in all areas and/or available at all times. Cellular technology is evolving, and changes to cellular networks provided by independent companies are not within Infiniti's control. AT&T has announced that on December 31, 2016, AT&T will terminate 2G network availability. Like other devices that rely on 2G network coverage, once the 2G network is terminated, Infiniti Connection and Infiniti Connection Plus services will not function unless equipment replacements, upgrades, or alternative 2G network coverage are available at that time, which Infiniti cannot guarantee. Infiniti is not responsible for associated costs that may be required for continued operation due to cellular network termination (including equipment upgrades, if available, or roaming charges on alternative networks). Certain vehicle services, including Google® compatible services, provided by independent companies are not within Infiniti's control and are subject to change without notice or liability to Infiniti and its affiliates and agents. Complimentary 12 month subscription begins on your date of purchase. Subsequently, your credit card (if on file) will be charged at the then current subscription rate (excludes Pandora®) and your service will continue for 1 year periods under the terms of your Subscription Agreement, or until 2G coverage is terminated on December 31, 2016 (if equipment upgrades or roaming charges are not available by that date). Standard text rates and/or data usage may apply. Terms and conditions of Subscription Agreement apply. See InfinitiUSA.com for more information. ²⁷ May require additional options or option packages.

App Store is a service mark of Apple Inc. iPad is a registered trademark of Apple Inc. Google is a registered trademark of Google Inc. Android and Google Play are trademarks of Google Inc.

PARTNERS IN THE INTENSE

The pulse races. Seconds split. Victories are won and lost. In Formula One, technology and human ingenuity are pushed to the limit. Yet, success is ultimately a measure of the passion that goes into every invention and is released every lap. This passion has led Infiniti Red Bull Racing to become, in recent years, the most dominant force on track.



Infiniti is drawn to Formula One racing because it is engineering genius applied purely to creating emotional excitement. A feeling of exhilaration that extends from the track to the fans, to the culture of Formula One, through our partner, Infiniti Red Bull Racing. The heart and determination the team has shown has led to four Formula One Constructors' World Championships in a row. Our synergistic relationship is one that promises thrilling new performance capabilities for both Formula One and Infiniti vehicles. This exchange of both technology and ideas now includes the appointment of 4-time Formula One Drivers' World Champion, Sebastian Vettel, as our Director of Performance. Sebastian has already aided in the development of the Infiniti Q50—harnessing his supreme driving senses and passion for performance to ensure this new vehicle is as dynamic as possible. And now, future Infiniti vehicles will be imprinted with the unrivaled skill and dedication that has led to his many achievements.

Ultimate luxury is more than perfection. It is the feeling of unrestrained joy that unleashes something special in your heart. We at Infiniti believe there are times when reason should take a backseat and emotion—pure and primal—should be the driver. Tangibles play a part, of course: the sensual, flowing lines; the smell of leather; the visceral roar of the engine. Established in 1989, Infiniti has now grown to include sedans, coupes, convertibles, crossovers and SUVs in its lineup and reaches across 50 countries worldwide. Infiniti has generated respect as the provocateur brand in the premium category, with a reputation for defying convention and creating irresistible and provocative automobiles, engineered with obsessive attention to detail. Our passion for ultimate precision, exhilarating performance and that exuberant driving experience is also manifested in the partnership that Infiniti established with Red Bull Racing in 2011. All of which contributes to the feeling that to drive an Infiniti is something special.