



2013 INFINITI M<sup>®</sup>

Experience the intimacy of a unique  
and personal expression.

---

*Prepared Exclusively for:*

*Local Retailer:*



**POWER**

**ENGINE**

3.7-liter (3,696cc) 24-valve V6, aluminum-alloy block and heads

3.5-liter V6 with Infiniti Direct Response Hybrid<sup>®</sup> utilizing a lithium-ion battery and 50 kW electric motor

5.6-liter (5,552cc) 32-valve V8, aluminum-alloy block and heads

**VALVETRAIN**

Double overhead camshaft (DOHC), 4 valves per cylinder with microfinished camshafts. Variable Valve Event and Lift (VVEL<sup>®</sup>) and Continuously Variable Valve Timing Control System (CVTCS) optimizes opening of intake and exhaust valves

Double overhead camshaft (DOHC), 4 valves per cylinder with microfinished camshafts. Steel intake and exhaust valves. Continuously Variable Valve Timing Control System (CVTCS) optimizes opening of intake and exhaust valves

Double overhead camshaft (DOHC), 4 valves per cylinder with microfinished camshafts. Direct Injection Gasoline (DIG<sup>™</sup>). Variable Valve Event and Lift (VVEL<sup>®</sup>) and Continuously Variable Valve Timing Control System (CVTCS) optimizes opening of intake and exhaust valves

**HORSEPOWER**

330 hp @ 7,000 rpm

360 hp @ 6,500 rpm (Hybrid System Net Power)

420 hp @ 6,000 rpm

**TORQUE**

270 lb-ft @ 5,200 rpm

Peak engine 258 lb-ft and peak electric motor 199 lb-ft

417 lb-ft @ 4,400 rpm

**TRANSMISSION**

Electronically controlled 7-speed automatic with Adaptive Shift Control (ASC). Driver-adaptive learning algorithm senses driving style and adjusts automatic shifting accordingly. Manual shift mode offers sequentially selectable manual gearshifts and Downshift Rev Matching

Electronically controlled 7-speed automatic with Adaptive Shift Control (ASC). Driver-adaptive learning algorithm senses driving style and adjusts automatic shifting accordingly. Manual shift mode offers sequentially selectable manual gearshifts

Infiniti Drive Mode Selector allows driver to choose between Standard, Sport, Snow or Eco mode and controls throttle responses and transmission shift points

Hill start assist

**DRIVE TYPE**

Rear-wheel drive

Intelligent All-Wheel Drive (AWD)

**HANDLING**

**STEERING**

Type Vehicle-speed-sensitive power steering

Hybrid-Electric Power Steering (H-EPS)

Turning diameter 36.7 feet

37.4 feet

	M37	M37x AWD	Infiniti M <sup>®</sup> Hybrid	M56	M56x AWD
3.7-liter (3,696cc) 24-valve V6, aluminum-alloy block and heads	•	•			
3.5-liter V6 with Infiniti Direct Response Hybrid <sup>®</sup> utilizing a lithium-ion battery and 50 kW electric motor			•		
5.6-liter (5,552cc) 32-valve V8, aluminum-alloy block and heads				•	•
Double overhead camshaft (DOHC), 4 valves per cylinder with microfinished camshafts. Variable Valve Event and Lift (VVEL <sup>®</sup> ) and Continuously Variable Valve Timing Control System (CVTCS) optimizes opening of intake and exhaust valves	•	•			
Double overhead camshaft (DOHC), 4 valves per cylinder with microfinished camshafts. Steel intake and exhaust valves. Continuously Variable Valve Timing Control System (CVTCS) optimizes opening of intake and exhaust valves			•		
Double overhead camshaft (DOHC), 4 valves per cylinder with microfinished camshafts. Direct Injection Gasoline (DIG <sup>™</sup> ). Variable Valve Event and Lift (VVEL <sup>®</sup> ) and Continuously Variable Valve Timing Control System (CVTCS) optimizes opening of intake and exhaust valves				•	•
330 hp @ 7,000 rpm	•	•			
360 hp @ 6,500 rpm (Hybrid System Net Power)			•		
420 hp @ 6,000 rpm				•	•
270 lb-ft @ 5,200 rpm	•	•			
Peak engine 258 lb-ft and peak electric motor 199 lb-ft			•		
417 lb-ft @ 4,400 rpm				•	•
Electronically controlled 7-speed automatic with Adaptive Shift Control (ASC). Driver-adaptive learning algorithm senses driving style and adjusts automatic shifting accordingly. Manual shift mode offers sequentially selectable manual gearshifts and Downshift Rev Matching	•	•		•	•
Electronically controlled 7-speed automatic with Adaptive Shift Control (ASC). Driver-adaptive learning algorithm senses driving style and adjusts automatic shifting accordingly. Manual shift mode offers sequentially selectable manual gearshifts			•		
Infiniti Drive Mode Selector allows driver to choose between Standard, Sport, Snow or Eco mode and controls throttle responses and transmission shift points	•	•	•	•	•
Hill start assist	•	•	•	•	•
Rear-wheel drive	•		•	•	
Intelligent All-Wheel Drive (AWD)		•			•
Type Vehicle-speed-sensitive power steering	•	•	•	•	•
Hybrid-Electric Power Steering (H-EPS)			•		
Turning diameter 36.7 feet	•		•	•	
37.4 feet		•			•

## HANDLING (CONTINUED)

		M37	M37x AWD	Infiniti M <sup>®</sup> Hybrid	M56	M56x AWD
<b>SUSPENSION</b>						
Front	Independent, double-wishbone with coil springs over shock absorbers, stabilizer and anti-roll bar	•	•		•	•
	Independent, double-wishbone with coil springs over double piston shock absorbers, stabilizer and anti-roll bar. Double piston shock absorbers provide high damping force at low frequency vibrations (flat ride) and low damping force at high frequency vibrations (smooth ride)			•		
Rear	Independent, multi-link with coil springs over shock absorbers, stabilizer and anti-roll bar	•	•		•	•
	Independent, multi-link with coil springs over double piston shock absorbers, stabilizer and anti-roll bar. Double piston shock absorbers provide high damping force at low frequency vibrations (flat ride) and low damping force at high frequency vibrations (smooth ride)			•		
Sport Package	4-Wheel Active Steer and Sport-tuned suspension with double piston shock absorbers that provide high damping force at low frequency vibrations (flat ride) and low damping force at high frequency vibrations (smooth ride)	○			○	
AWD Sport Package	Sport-tuned suspension		○			○
<b>BRAKES</b>						
Front/Rear	12.6 x 1.1-inch ventilated discs/12.1 x 0.6-inch ventilated discs; 4-wheel, 4-channel ABS	•	•	•	•	•
Hybrid	Regenerative Braking System			•		
Sport Packages and Performance Tire and Wheel Package (front/rear)	Aluminum 4-piston opposed front calipers with 14.0 x 1.3-inch ventilated discs/2-piston opposed rear calipers with 13.8 x 0.8-inch ventilated discs; 4-wheel, 4-channel ABS	○	○		○	○
<b>WHEELS AND TIRES</b>						
Standard	18 x 8.0-inch, double 5-spoke aluminum-alloy wheels with 245/50R18 all-season performance tires	•	•	•	•	•
Sport Package	20 x 9.0-inch, split 5-spoke aluminum-alloy wheels with 245/40R20 summer performance tires	○			○	
AWD Sport Package	20 x 9.0-inch, split 5-spoke aluminum-alloy wheels with 245/40R20 all-season performance tires		○			○
Performance Tire and Wheel Package	20 x 9.0-inch, split 5-spoke aluminum-alloy wheels with 245/40R20 all-season performance tires	○	○		○	○
Spare tire	Temporary use, T165/80R17, or with Sport Packages and Performance Tire and Wheel Package, T155/80R18	•	•	•	•	•
<b>EXTERIOR</b>						
<b>FEATURES</b>						
	Automatic-on/off High Intensity Discharge (HID) bi-functional xenon headlights with wiper interlock	•	•	•	•	•
	Front fog lights	•	•	•	•	•
	LED rear brake lights and center high-mounted stoplight (CHMSL)	•	•	•	•	•
	Comprehensive airflow management for low coefficient of drag (Cd) and zero-lift front aerodynamics	•	•	•	•	•
	UV-reducing solar glass	•	•	•	•	•
	Power sliding tinted glass moonroof with one-touch auto-open/close, tilt feature and sliding sunshade	•	•	•	•	•
	Remote power-opening of windows using Infiniti Intelligent Key	•	•	•	•	•
	Power folding, heated, auto-dimming outside mirrors with reverse tilt-down feature	•	•	•	•	•
	Rain-sensing, variable intermittent front windshield wipers	•	•	•	•	•
	Front door handle courtesy lights	•	•	•	•	•
	Rear window defroster with timer	•	•	•	•	•
	Automatic trunk-closing cincher	•	•	•	•	•
	Dual exhaust with polished finishers	•	•	•	•	•

## INTERIOR

	M37	M37x AWD	Infiniti M <sup>o</sup> Hybrid	M56	M56x AWD
<b>FEATURES</b>					
Infiniti Intelligent Key with Illuminated Push Button Ignition	•	•	•	•	•
Dual Zone Automatic Temperature Control (ATC) system	•	•	•	•	•
Mild-flow vent located on upper dash	•	•	•	•	•
Rear console-mounted air vents and rear floor heater ducts	•	•	•	•	•
Power windows with illuminated switches and one-touch auto-up/down with auto-reverse feature	•	•	•	•	•
Power door locks with automatic locking feature	•	•	•	•	•
Valet key and trunk lockout feature	•	•	•	•	•
Retained accessory power for windows and moonroof	•	•	•	•	•
Sequential welcome lighting illuminated entry system	•	•	•	•	•
Front sun visors with illuminated vanity mirrors with extension	•	•	•	•	•
Overhead sunglasses storage	•	•	•	•	•
Dual overhead front map lights, rear-seat reading lights	•	•	•	•	•
Front seatback map pockets; front door pockets	•	•	•	•	•
Dual front and rear cup holders	•	•	•	•	•
Front armrest with dual-level storage compartment, 12-volt power outlet, auxiliary input jacks and USB connection port <sup>1</sup>	•	•	•	•	•
Rear-seat center armrest with storage	•	•	•	•	•
Outside temperature display	•	•	•	•	•
Battery saver helps prevent accidental discharging if electrical accessories are left on	•	•	•	•	•
Front and rear carpeted floor mats	•	•	•	•	•
<b>SEATING AND TRIM</b>					
Leather-appointed interior	•	•	•	•	•
Japanese Ash wood trim	•	•	•	•	•
10-way power driver's and front-passenger's seats, including 2-way power lumbar support	•	•	•	•	•
Dual occupant memory system for driver's seat, mirrors and steering wheel settings, linked to individual Intelligent Keys	•	•	•	•	•
Entry/exit assist for driver's seat and steering wheel	•	•	•	•	•
Heated front seats	•	•	•		
Climate-controlled front seats	◦	◦	◦	•	•
Leather-wrapped steering wheel and shift knob	•	•	•	•	•
Heated steering wheel	◦	◦	◦	•	•
<b>AUDIO SYSTEM</b>					
6-speaker audio system, AM/FM/CD with MP3 playback capability, Radio Data System (RDS) and speed-sensitive volume	•	•	•		
Bose <sup>®</sup> 2-channel, 10-speaker Premium Audio system, AM/FM/CD/DVD with MP3 playback capability, Radio Data System (RDS) and speed-sensitive volume	◦	◦	◦	•	•
Active Noise Control	•	•	•	•	•
Single in-dash CD player	•	•	•		
Single in-dash CD/DVD player	◦	◦	◦	•	•
USB connection port for iPod <sup>®</sup> interface and other compatible devices <sup>1</sup>	•	•	•	•	•
SiriusXM Satellite Radio <sup>2</sup>	•	•	•	•	•
Steering wheel-mounted audio controls	•	•	•	•	•
<b>INSTRUMENTATION AND DRIVER CONTROLS</b>					
Fine Vision electroluminescent gauges	•	•	•	•	•
Power tilt and telescopic steering column	•	•	•	•	•
Bluetooth <sup>®</sup> Hands-free Phone System <sup>3</sup>	•	•	•	•	•
Infiniti Controller for audio, climate-control, fuel economy, maintenance, and comfort and convenience features	•	•	•	•	•
7-inch color vehicle information display	•	•	•		
Energy usage instrument meter with special split-screen viewing display. Direct Response Hybrid <sup>®</sup> system display shows energy flow and real-time fuel efficiency			◦		

**INSTRUMENTATION AND DRIVER CONTROLS (CONTINUED)**

	M37	M37x AWD	Infiniti M <sup>®</sup> Hybrid	M56	M56x AWD
Infiniti Hard Drive Navigation System with 8-inch WVGA color touch-screen display, Lane Guidance and 3-D building graphics <sup>4</sup>	○	○	○	●	●
Infiniti Voice Recognition for audio, navigation, and vehicle information systems	○	○	○	●	●
NavTraffic with Real-Time Traffic information <sup>2</sup>	○	○	○	●	●
NavWeather with Real-Time Weather and 3-day forecast <sup>2</sup>	○	○	○	●	●
Zagat Survey <sup>®</sup> Restaurant Guide	○	○	○	●	●
Infiniti Connection™, including 1-year subscription for all safety, security and convenience services <sup>5</sup>	○	○	○	●	●
RearView Monitor <sup>6</sup>	●	●	●	●	●
Rear Sonar System <sup>7</sup>	○	○	○	●	●
Auto-dimming inside mirror with HomeLink <sup>®</sup> Universal Transceiver	●	●	●	●	●
Cruise control with steering wheel-mounted switches	●	●	●	●	●
Analog clock	●	●	●	●	●

**OPTIONS**

**PREMIUM PACKAGE**

Infiniti Hard Drive Navigation System with 8-inch WVGA color touch-screen display, Lane Guidance and 3-D building graphics <sup>4</sup>	○	○	○	●	●
Infiniti Voice Recognition for audio, navigation, and vehicle information systems					
NavTraffic with Real-Time Traffic information <sup>2</sup>					
NavWeather with Real-Time Weather and 3-day forecast <sup>2</sup>					
Zagat Survey <sup>®</sup> Restaurant Guide					
Infiniti Connection™, including 1-year subscription for all safety, security and convenience services <sup>5</sup>					
Rear Sonar System <sup>7</sup>					
Bose <sup>®</sup> 2-channel, 10-speaker Premium Audio system, AM/FM/CD/DVD with MP3 playback capability, Radio Data System (RDS) and speed-sensitive volume					
Climate-controlled front seats					
Heated steering wheel					

**DELUXE TOURING PACKAGE**

<i>(Requires Premium Package on M37, M37xAWD and Infiniti M<sup>®</sup> Hybrid. Not available with Sport Packages.)</i>	○	○	○	○	○
Bose <sup>®</sup> Studio Surround <sup>®</sup> sound system with 5.1-channel decoding, 16 speakers					
Forest Air <sup>®</sup> system with Advanced Auto Recirculation, Breeze mode, Plasmacluster <sup>™</sup> air purifier, and Grape Polyphenol Filter					
Power rear sunshade					
Semi-aniline leather-appointed seating					
Unique quilted seat pattern and additional seat bolstering					
White Ash silver-powdered wood trim					
Suede-like headliner					
Premium soft-touch material for armrests, door inserts, center console and knee pads					
Premium stitched meter hood					

**SPORT PACKAGE (M37)**

<i>(Requires Premium Package. Not available with Deluxe Touring Package.)</i>	○				
20 x 9.0-inch, split 5-spoke aluminum-alloy wheels with 245/40R20 summer performance tires					
Sport-tuned suspension with upgraded springs and double piston shock absorbers					
Sport brakes with aluminum 4-piston opposed front calipers with 14.0 x 1.3-inch ventilated discs/2-piston opposed rear calipers with 13.8 x 0.8-inch ventilated discs; 4-wheel, 4-channel ABS					
4-Wheel Active Steer					
Solid magnesium paddle shifters					
Front sport seats with enhanced bolstering					
Aluminum pedal accents					
Premium stitched meter hood					
Sport steering wheel and shift knob					
Unique front fascia					
Tinted front grille and headlamp housing					

**OPTIONS (CONTINUED)**

**AWD SPORT PACKAGE (M37x)**

*(Requires Premium Package. Not available with Deluxe Touring Package.)*

20 x 9.0-inch, split 5-spoke aluminum-alloy wheels with 245/40R20 all-season performance tires

Sport-tuned suspension with upgraded springs

Sport brakes with aluminum 4-piston opposed front calipers with 14.0 x 1.3-inch ventilated discs/2-piston opposed rear calipers with 13.8 x 0.8-inch ventilated discs; 4-wheel, 4-channel ABS

Solid magnesium paddle shifters

Front sport seats with enhanced bolstering

Aluminum pedal accents

Premium stitched meter hood

Sport steering wheel and shift knob

Unique front fascia

Tinted front grille and headlamp housing

**SPORT TOURING PACKAGE**

*(Requires Premium and Sport Packages.)*

Bose® Studio Surround® sound system with 5.1-channel decoding, 16 speakers

Forest Air® system with Advanced Auto Recirculation, Breeze mode, Plasmacluster™ air purifier, and Grape Polyphenol Filter

Power rear sunshade

**SPORT PACKAGE (M56)**

*(Requires Technology Package. Not available with Deluxe Touring Package.)*

Includes contents of Sport Package (M37) and Sport Touring Package

**AWD SPORT PACKAGE (M56x)**

*(Requires Technology Package. Not available with Deluxe Touring Package.)*

Includes contents of AWD Sport Package (M37x) and Sport Touring Package

**TECHNOLOGY PACKAGE**

*(Requires Premium Package on M37 and M37xAWD. Requires Premium and Deluxe Touring Packages on Infiniti M® Hybrid. Requires Deluxe Touring Package or Sport Package on M56 and M56xAWD.)*

Intelligent Cruise Control (Full-Speed Range)<sup>8</sup>

Lane Departure Warning (LDW) and Lane Departure Prevention (LDP)<sup>9</sup>

Distance Control Assist (DCA)<sup>10</sup>

Intelligent Brake Assist (IBA) with Forward Collision Warning (FCW)<sup>11,12</sup>

Blind Spot Warning (BSW) and Blind Spot Intervention® (BSI®) Systems<sup>13</sup>

Front-seat Pre-Crash Seat Belts

Active Trace Control (adjusts vehicle braking and engine torque to help enhance cornering feel)

Eco Pedal

Adaptive Front lighting System (AFS) with auto-leveling headlights

**PERFORMANCE TIRE AND WHEEL PACKAGE**

*(Requires Deluxe Touring Package. Not available with Sport Packages.)*

20 x 9.0-inch, split 5-spoke aluminum-alloy wheels with 245/40R20 all-season performance tires

Sport brakes with aluminum 4-piston opposed front calipers with 14.0 x 1.3-inch ventilated discs/2-piston opposed rear calipers with 13.8 x 0.8-inch ventilated discs; 4-wheel, 4-channel ABS

	M37	M37x AWD	Infiniti M® Hybrid	M56	M56x AWD
<b>AWD SPORT PACKAGE (M37x)</b> <i>(Requires Premium Package. Not available with Deluxe Touring Package.)</i>		○			
20 x 9.0-inch, split 5-spoke aluminum-alloy wheels with 245/40R20 all-season performance tires					
Sport-tuned suspension with upgraded springs					
Sport brakes with aluminum 4-piston opposed front calipers with 14.0 x 1.3-inch ventilated discs/2-piston opposed rear calipers with 13.8 x 0.8-inch ventilated discs; 4-wheel, 4-channel ABS					
Solid magnesium paddle shifters					
Front sport seats with enhanced bolstering					
Aluminum pedal accents					
Premium stitched meter hood					
Sport steering wheel and shift knob					
Unique front fascia					
Tinted front grille and headlamp housing					
<b>SPORT TOURING PACKAGE</b> <i>(Requires Premium and Sport Packages.)</i>	○	○			
Bose® Studio Surround® sound system with 5.1-channel decoding, 16 speakers					
Forest Air® system with Advanced Auto Recirculation, Breeze mode, Plasmacluster™ air purifier, and Grape Polyphenol Filter					
Power rear sunshade					
<b>SPORT PACKAGE (M56)</b> <i>(Requires Technology Package. Not available with Deluxe Touring Package.)</i>				○	
Includes contents of Sport Package (M37) and Sport Touring Package					
<b>AWD SPORT PACKAGE (M56x)</b> <i>(Requires Technology Package. Not available with Deluxe Touring Package.)</i>					○
Includes contents of AWD Sport Package (M37x) and Sport Touring Package					
<b>TECHNOLOGY PACKAGE</b> <i>(Requires Premium Package on M37 and M37xAWD. Requires Premium and Deluxe Touring Packages on Infiniti M® Hybrid. Requires Deluxe Touring Package or Sport Package on M56 and M56xAWD.)</i>	○	○	○	○	○
Intelligent Cruise Control (Full-Speed Range) <sup>8</sup>					
Lane Departure Warning (LDW) and Lane Departure Prevention (LDP) <sup>9</sup>					
Distance Control Assist (DCA) <sup>10</sup>					
Intelligent Brake Assist (IBA) with Forward Collision Warning (FCW) <sup>11,12</sup>					
Blind Spot Warning (BSW) and Blind Spot Intervention® (BSI®) Systems <sup>13</sup>					
Front-seat Pre-Crash Seat Belts					
Active Trace Control (adjusts vehicle braking and engine torque to help enhance cornering feel)					
Eco Pedal					
Adaptive Front lighting System (AFS) with auto-leveling headlights					
<b>PERFORMANCE TIRE AND WHEEL PACKAGE</b> <i>(Requires Deluxe Touring Package. Not available with Sport Packages.)</i>	○	○		○	○
20 x 9.0-inch, split 5-spoke aluminum-alloy wheels with 245/40R20 all-season performance tires					
Sport brakes with aluminum 4-piston opposed front calipers with 14.0 x 1.3-inch ventilated discs/2-piston opposed rear calipers with 13.8 x 0.8-inch ventilated discs; 4-wheel, 4-channel ABS					

## DIMENSIONS AND FIGURES

	M37	M37x AWD	Infiniti M <sup>®</sup> Hybrid	M56	M56x AWD
<b>EXTERIOR</b>					
Overall length (inches)	194.7	194.7	194.7	194.7	194.7
Overall width (inches)	72.6	72.6	72.6	72.6	72.6
Overall height (inches)	59.1	59.6	59.1	59.1	59.6
Wheelbase (inches)	114.2	114.2	114.2	114.2	114.2
Track width (inches)—front	62.0	62.0	62.0	62.0	62.0
Track width (inches)—rear	61.8	61.6	61.8	61.8	61.6
Coefficient of drag	0.27	0.27	0.26	0.27	0.27
<b>INTERIOR</b>					
Headroom (inches)—front	39.1	39.1	39.1	39.1	39.1
Headroom (inches)—rear	37.7	37.7	37.7	37.7	37.7
Legroom (inches)—front	44.4	44.4	44.4	44.4	44.4
Legroom (inches)—rear	36.2	36.2	36.2	36.2	36.2
Shoulder room (inches)—front	58.4	58.4	58.4	58.4	58.4
Shoulder room (inches)—rear	56.7	56.7	56.7	56.7	56.7
Hip room (inches)—front	54.3	54.3	54.3	54.3	54.3
Hip room (inches)—rear	53.5	53.5	53.5	53.5	53.5
<b>WEIGHT AND CAPACITY</b>					
Passenger volume (cubic feet)	103.6	103.6	103.6	103.6	103.6
Cargo volume (cubic feet)	14.9	14.9	11.3	14.9	14.9
Curb weight (lbs)	3,863	4,059	4,136	4,032	4,240
Weight distribution (percent)—front/rear	54/46	55/45	51/49	56/44	57/43
Fuel capacity (gallons)	20.0	20.0	17.8	20.0	20.0
Estimated Fuel Economy (mpg) <sup>14</sup> —city/highway	18/26	17/24	27/32	16/24	16/23


This specification sheet is intended for general descriptive and informational purposes only. It is subject to change and does not constitute an offer, representation or warranty (express or implied) by Nissan North America, Inc. Interested parties should confirm the accuracy of any information in this brochure as it relates to a vehicle directly with Infiniti before relying on it to make a purchase decision. Nissan North America, Inc. reserves the right to make changes, at any time, without prior notice, in prices, colors, materials, equipment, specifications, and models and to discontinue models or equipment. Due to continuous product development and other pre- and post-production factors, actual vehicle, materials and specifications may vary from this brochure. Some vehicles shown with optional equipment. See the actual vehicle for complete accuracy. Availability and delivery times for particular models or equipment may vary. Specifications, options and accessories may differ in Hawaii, U.S. territories and other countries. For additional information on availability, options or accessories, see your Infiniti retailer or contact Nissan North America, Inc.

Infiniti has taken care to ensure that the color swatches presented here are the closest possible representations of actual vehicle colors. Swatches may vary slightly due to the printing process and whether viewed in daylight, fluorescent or incandescent light. Please see the actual colors at your local Infiniti retailer.

EXTERIOR COLORS



MOONLIGHT WHITE  
(QAA)



LIQUID PLATINUM  
(K23)




PLATINUM GRAPHITE  
(K51)



STORM FRONT GREY  
(KAT)




MALBEC BLACK  
(GAC)




BLACK OBSIDIAN  
(KH3)


INTERIOR UPHOLSTERY/TRIM




WHEAT LEATHER/  
JAPANESE ASH  
WOOD TRIM



GRAPHITE LEATHER/  
JAPANESE ASH  
WOOD TRIM




STONE LEATHER/  
JAPANESE ASH  
WOOD TRIM  
WITH SPORT PACKAGE



STONE LEATHER/  
WHITE ASH SILVER-  
POWDERED WOOD TRIM  
WITH DELUXE TOURING PACKAGE



GRAPHITE LEATHER/  
WHITE ASH SILVER-  
POWDERED WOOD TRIM  
WITH DELUXE TOURING PACKAGE



JAVA LEATHER/  
WHITE ASH SILVER-  
POWDERED WOOD TRIM  
WITH DELUXE TOURING PACKAGE

# COLOR

REFINED TO TRANSFORM CHARACTER.

Beyond being visually appealing, Infiniti color is designed to create energy and elicit emotion.

Creating hues that change in response to light and angle, offering a new, intriguing look every time a vehicle is seen to create a more lasting allure. Or matching exterior and interior colors to reflect the distinctive energy and mood of the seasons. These are just two ways Infiniti designs color to evoke feeling, express character, and shape the emotional essence of a vehicle.



GENUINE INFINITI  
ACCESSORIES

Genuine Infiniti Accessories are crafted with the same exacting standards as the rest of the vehicle. With a wide array of quality products designed to integrate seamlessly, from a sporty aerodynamic kit to stylish stainless steel illuminated kick plates, you can be assured of a custom fit and finish. Color-matched for consistency, and built to Infiniti's exacting standards, you can enjoy the sense of confidence that results from a stringent inspection and testing process.



Aerodynamic kit (rear decklid spoiler, side sills and front fascia), midnight black grille, 20-inch alloy wheels


18-inch, split 5-spoke aluminum-alloy wheels >



Moonroof wind deflector >



20-inch, split 5-spoke aluminum-alloy wheels >



## GENUINE INFINITI ACCESSORIES

- Genuine Infiniti Accessories are covered by a 4-year/60,000-mile limited warranty when installed at the time of new vehicle purchase<sup>15</sup>
- Finance Genuine Infiniti Accessories when you finance your vehicle
- Custom-fit, custom-designed and durability-tested to meet Infiniti standards

[InfinitiUSA.com/accessories](http://InfinitiUSA.com/accessories)



< Nella tumbler



< Infiniti key tag

Infiniti also offers a wide range of luxury apparel, lifestyle and other items which can give every day the touch of inspired performance.

[InfinitiLifestyle.com](http://InfinitiLifestyle.com)



Interior accent lighting >  
Midnight black grille >



Splash guards >  
Trunk net >



Premium carpeted floor mats >



Also available:  
18-inch, 9-spoke aluminum-alloy wheels  
R-Spec™ high-friction brake pads<sup>16</sup>  
Aerodynamic kit (4-piece)  
All-season floor mats  
Clear rear bumper protector  
Vehicle cover  
Vehicle cover cable lock  
Seat belt extender  
Wheel locks  
Emergency road kit  
First-aid kit



< Rear decklid spoiler



< Stainless steel illuminated kick plates



< Trunk cargo tray  
< Trunk organizer

# Safety



**Infiniti Safety Shield<sup>®</sup>** is our comprehensive approach to safety. It includes rigorous crash testing, over 50 standard safety features on every vehicle and available advanced safety technologies. Infiniti Safety Shield<sup>®</sup> is designed and developed into every vehicle we build to help protect you and your passengers.

**Infiniti Advanced Air Bag System (AABS)<sup>17</sup>** Infiniti Advanced Air Bag System (AABS) includes dual-stage front supplemental air bags with seat belt sensors and an occupant-classification sensor. Air bag inflation rate is adjusted depending on crash severity and seat belt usage. If the front-passenger's seat is empty, a sensor will deactivate the front-passenger air bag.

**Driver and Front-passenger Side-impact Supplemental Air Bags<sup>17</sup>** These air bags are placed in the front seat side bolsters so they can move with the seat to help maintain optimal positioning.

**Roof-mounted Curtain Side-impact Supplemental Air Bags<sup>17</sup>** Roof-mounted curtain side-impact supplemental air bags for front and rear-seat outboard occupant head protection.

**Electronic Brake force Distribution (EBD)** To help optimize braking performance for a variety of vehicle loads, EBD adjusts the amount of brake force applied to the rear wheels for improved braking performance, reduced front-end "dive" during braking and more even brake wear. Infiniti's Electronic Brake force Distribution (EBD) system detects vehicle-load conditions, such as passengers and luggage, and distributes additional brake pressure to the rear brakes as needed.

**Brake Assist (BA)** In emergency braking situations, many drivers don't brake hard enough, soon enough. Brake Assist monitors how you apply the brakes, and sensing emergency braking, helps apply maximum brake force for potentially shorter stops.

**Blind Spot Warning (BSW)<sup>13</sup>** Blind Spot Warning helps alert the driver, when attempting to change lanes, to the presence of a detected vehicle in the blind-spot area. An indicator light illuminates, followed by an audible warning if the driver engages the turn signal.

**Forward Collision Warning (FCW)<sup>12</sup>** Using a radar rangefinder, this available feature helps alert the driver of an imminent collision by providing a visual and an audible warning.

**Intelligent Brake Assist (IBA)<sup>11</sup>** This available active safety feature continuously monitors and analyzes closing speeds to a vehicle ahead or to a stationary obstacle. If the driver does not adequately respond to the Forward Collision Warning and a collision cannot be avoided, IBA will automatically engage the brakes to help reduce collision speed and impact, thus mitigating the consequences of the accident.

**Lane Departure Warning (LDW) and Lane Departure Prevention (LDP)<sup>9</sup>** LDW sounds an audible warning when you start to drift out of your lane and LDP selectively applies the brakes to help ease you back between the lines.

**Traction Control System (TCS)** To help enhance grip when accelerating, the Infiniti M's Traction Control System senses wheel-spin and automatically reduces engine output and/or brakes the spinning wheel to help improve traction.

**Vehicle Dynamic Control (VDC)<sup>18</sup>** Acting in tandem with the Traction Control System, VDC compares actual vehicle cornering performance to the driver's input, adjusting engine power and/or applying appropriate brake pressure to individual wheels to help correct oversteer or understeer, helping keep the vehicle on the steered path.

**snug-kids<sup>™</sup> Snug Kids<sup>®</sup>** The first venture of its kind, Snug Kids is our online guide to selecting and correctly installing a child restraint seat for your Infiniti automobile. Our safety engineers evaluated numerous child restraint seats, installing them in every Infiniti car and SUV. Visit [InfinitiUSA.com/snugkids](http://InfinitiUSA.com/snugkids) to view or download the results.

## Additional Safety Features:

- 4-wheel Anti-lock Braking System (ABS)
- Front seat belts with pretensioners and load limiters, driver's seat Emergency Locking Retractor (ELR) and passenger's seat ELR and Automatic Locking Retractor (ALR)
- Second-row 3-point seat belts with ELR and ALR
- Zone Body construction with reinforced passenger compartment and front and rear crumple zones
- Tire Pressure Monitoring System (TPMS) provides specific information for each tire and low pressure warning<sup>19</sup>
- Auto Hazard Warning Signal turns on the hazard lights in the event of the air bags being deployed
- LATCH System (Lower Anchors and Tethers for Children) helps simplify proper installation of compatible child restraint seats
- Slide-away brake pedal assembly
- Infiniti Vehicle Immobilizer System embeds an encoded transponder chip into the Infiniti Intelligent Key. The engine control computer will not allow the engine to start without the correct key and transponder
- Vehicle Security System sounds alarm if intrusion is detected

<sup>1</sup> Driving is serious business and requires your full attention. Do not operate any devices connected to the auxiliary audio input jack or USB connection port while driving. iPod is a registered trademark of Apple, Inc. All rights reserved. iPod not included. <sup>2</sup> Required SiriusXM Satellite Radio, NavTraffic and NavWeather subscriptions sold separately and are continuous until you call SiriusXM to cancel. Installation costs, one-time activation fee, other fees and taxes will apply. NavTraffic available in select markets. Satellite Radio U.S. service and NavWeather service available only to those 18 or older in the 48 contiguous states and D.C. Fees and programming subject to change. Subscriptions governed by Customer Agreement available at [siriusxm.com](http://siriusxm.com). ©2012 Sirius XM Radio Inc. Sirius, XM and all related marks and logos are trademarks of Sirius XM Radio Inc. <sup>3</sup> Availability of specific features is dependent upon the phone's Bluetooth<sup>®</sup> support. Please refer to your phone owner's manual for details. The Bluetooth word mark and logos are owned by Bluetooth SIG, Inc., and any use of such marks by Infiniti is under license. <sup>4</sup> Never program while driving. GPS mapping may not be detailed in all areas or reflect current road regulations. <sup>5</sup> Avoid operating Infiniti Connection<sup>™</sup> and Infiniti Connection Plus services in a way that you are distracted while driving. Subscription Agreement required to enroll. Initial 12 months, beginning on your date of purchase, included complimentary. Subsequently, your credit card (if on file) will be charged at the then current subscription rate and your service will continue for 1 year periods under the terms of your Subscription Agreement, unless cancelled. Services require compatible 2G GSM/GPRS cellular network provided by independent cellular companies not within Infiniti's control. 2G cellular network not available in all areas. In areas with 2G network coverage, signal strength may vary and/or not be available at all times. Cellular technology is evolving, and changes to cellular networks may affect future service functionality. Ask your cellular network carrier for details on anticipated 2G network availability in your area and how this may affect your planned usage. Should a cellular provider terminate/further restrict network service, service may be suspended or terminated without notice or liability to Infiniti and/or its agents. Infiniti is not responsible for any equipment replacement or upgrades, or associated costs, that may be required for continued operation due to cellular network changes. Terms and conditions of Subscription Agreement apply. Standard text rates and/or data usage may apply to communications received by email or SMS/text message. <sup>6</sup> Parking aid/convenience feature. Cannot completely eliminate blind spots. May not detect every object and does not warn of moving objects. Always check surroundings before moving vehicle. Not a substitute for proper backing procedures. Always turn to check what is behind you before backing up. <sup>7</sup> The Rear Sonar System is a convenience, but is not a substitute for proper backing procedures. Always turn and check that it is safe to do so before backing up. May not detect every object behind you. <sup>8</sup> Intelligent Cruise Control (Full-Speed Range) is not a collision avoidance or warning device. Designed to use limited braking. Failure to apply the brakes could result in an accident. <sup>9</sup> The Lane Departure Warning/Lane Departure Prevention systems operate above approximately 45 mph and only when the lane markings are clearly visible on the road. Will not prevent loss of control. See your owner's manual for more details. <sup>10</sup> Distance Control Assist helps maintain a distance to the vehicle in front under certain conditions. Not a collision avoidance system. Failure to apply the brakes could result in an accident. <sup>11</sup> IBA is not a collision avoidance system. It may not provide warning or braking in certain conditions. Never rely solely on IBA. <sup>12</sup> FCW cannot prevent accidents due to carelessness or dangerous driving techniques. Always drive safely. <sup>13</sup> The Blind Spot Warning/Blind Spot Intervention Systems are not a substitute for proper lane change procedures. The systems will not prevent contact with other vehicles or accidents due to careless or dangerous driving techniques or detect every vehicle or object around you. <sup>14</sup> 2012 EPA Fuel Economy Estimates. Actual mileage may vary with driving conditions. Use for comparison only. <sup>15</sup> Covered by Infiniti's Limited Warranty on Genuine Infiniti Accessories for the longer of 12 months/12,000 miles (whichever is earlier) or the remaining period under the 4-year/60,000-mile Infiniti New Vehicle Limited Warranty. Terms and conditions apply. See Warranty Information Booklet for details. <sup>16</sup> R-Spec<sup>™</sup> High-Friction Brake Pads are covered by the Genuine Infiniti Accessories Warranty, which excludes coverage for wear and tear and normal maintenance service and parts replacement (other terms and conditions apply, see warranty booklet for details). They are intended for high-performance driving and for driving conditions requiring added braking demand. Depending on your driving habits, you may experience increased brake dust and noise as well as faster wear of the brake pads and rotors, resulting in more frequent replacement of these components. These components are not covered by the new vehicle limited warranty. <sup>17</sup> Air bags are only a supplemental restraint system; always wear your seat belt. Even with the occupant-classification sensor, rear-facing child restraints should not be placed in the front-passenger's seat. Also, all children 12 and under should ride in the rear seat properly secured in child restraints, booster seats, or seat belts according to their size. Air bags will only inflate in certain accidents; see your owner's manual for more details. <sup>18</sup> VDC, which should remain on when driving except when freeing the vehicle from mud or snow, cannot prevent accidents due to abrupt steering, carelessness, or dangerous driving techniques. Always drive safely. <sup>19</sup> Tire Pressure Monitoring System is not a substitute for regular tire pressure checks.