



2013 INFINITI G COUPE

Why Be Convinced, When You Can Be Seduced?

Prepared Exclusively for:

Local Retailer:

2013 SPECIFICATIONS

INFINITI G COUPE



POWER

G Coupe Journey G Coupe (AWD) G Coupe Sport 6MT IPL G Coupe IPL G Coupe 6MT

ENGINE

3.7-liter (3,696cc) 24-valve V6 engine, aluminum-alloy block and heads

• • • • •

3.7-liter (3,696 cc) 24-valve IPL-tuned V6 with IPL engine cover, aluminum-alloy block and heads

• • • • •

IPL-tuned high-flow dual exhaust

• • • • •

VALVETRAIN

Double overhead camshaft (DOHC), 4 valves per cylinder with microfinished camshafts. Continuously Variable Valve Timing Control System (CVTCS) optimizes opening of intake and exhaust valves. Variable Valve Event and Lift (VVEL®) for intake valves improves performance, emissions and fuel efficiency

• • • • •

HORSEPOWER

330 hp @ 7,000 rpm¹

• • • • •

348 hp @ 7,400 rpm¹

• • • • •

TORQUE

270 lb-ft @ 5,200 rpm¹

• • • • •

276 lb-ft @ 5,200 rpm¹

• • • • •

TRANSMISSION

Electronically controlled 7-speed automatic transmission with Adaptive Shift Control (ASC) and Drive Sport (DS) mode. Driver-adaptive learning algorithm senses driving style and adjusts automatic shifting accordingly. Manual shift mode offers sequentially selectable manual gearshifts and Downshift Rev Matching (DRM)

• • • • •

Close-ratio 6-speed manual transmission with short-throw shifter

• • • • •

DRIVE TYPE

Rear-wheel drive

• • • • •

Intelligent All-Wheel Drive (AWD)

• • • • •

Snow Mode helps driver control throttle response

• • • • •

Viscous Limited-Slip Differential (VLSD)

○ ○ • • •

HANDLING

STEERING

Type Vehicle-speed-sensitive power steering

• • • • •

14.7:1 Sport-tuned steering gear

○ • • • •

Turning diameter 36.1 feet

• • • • •

36.7 feet

• • • • •

SUSPENSION

Front Independent double-wishbone with coil springs and Dual Flow Path® shock absorbers, stabilizer bar

• • • • •

IPL-tuned independent double-wishbone with coil springs and Dual Flow Path® shock absorbers, sport stabilizer bar

• • • • •

Rear Independent, multi-link with coil springs and Dual Flow Path® shock absorbers, stabilizer bar

• • • • •

IPL-tuned independent multi-link with coil springs and Dual Flow Path® shock absorbers, sport stabilizer bar

• • • • •

Sport Sport-tuned suspension

○ ○ • • •

HANDLING (CONTINUED)

BRAKES

Front/Rear	13.0 x 1.3-inch ventilated discs/13.0 x 0.6-inch ventilated discs; 4-wheel, 4-channel ABS	•	•			
	Aluminum 4-piston opposed front calipers with 14.0 x 1.3-inch ventilated discs/2-piston opposed rear calipers with 13.8 x 0.8-inch ventilated discs; 4-wheel, 4-channel ABS	○	○	•	•	•

WHEELS AND TIRES

Standard	18 x 8.0-inch, 10-spoke aluminum-alloy wheels with 225/50R18 all-season performance tires	•	•			
Sport (RWD)	19 x 8.5-inch, split V-spoke aluminum-alloy wheels with 225/45R19 summer performance tires (front), 19 x 9.0-inch, aluminum-alloy wheels with 245/40R19 summer performance tires (rear)	○		•		
Sport (AWD)	19 x 8.5-inch, split V-spoke aluminum-alloy wheels with 225/45R19 all-season performance tires		○			
Infiniti Performance Line™	19 x 8.5-inch, graphite-finish IPL split 7-spoke lightweight aluminum-alloy wheels with 225/45R19 summer performance tires (front), 19 x 9.0-inch, graphite-finish IPL split 7-spoke lightweight aluminum-alloy wheels with 245/40R19 summer performance tires (rear)				•	•
Spare tire	Temporary use, T145/80D17 (with 18-inch wheels)	•	•			
	Temporary use, T145/70R18 (with 19-inch wheels)	○	○	•	•	•

EXTERIOR

FEATURES

Automatic on/off High Intensity Discharge (HID) bi-functional xenon headlights	•	•	•	•	•
Front fog lights	•	•	•	•	•
LED rear brake lights and center high-mounted stoplight (CHMSL)	•	•	•	•	•
Aluminum hood with gas struts to hold hood open	•	•	•	•	•
Sport front fascia	○	○	•		
IPL aerodynamics with front and rear fascias, side sills and rear spoiler				•	•
Power sliding tinted glass moonroof with one-touch auto-open/close, tilt feature and sliding sunshade	○	○	•	•	•
Remote power-opening of windows using Infiniti Intelligent Key; closing via key in exterior door lock	•	•	•	•	•
Dual heated power outside mirrors	•	•	•	•	•
Speed-sensing flat-blade variable intermittent front windshield wipers	•	•	•	•	•
Rear window defroster with indicator light and timer	•	•	•	•	•
Unique IPL emblem				•	•
Dual chrome exhaust finishers	•	•	•		
IPL larger diameter dual chrome exhaust finishers				•	•

INTERIOR

FEATURES

Infiniti Intelligent Key with Illuminated Push Button Ignition	•	•	•	•	•
Dual Zone Automatic Temperature Control (ATC) system with microfilter	•	•	•	•	•
Rear-seat floor-mounted heater vent	•	•	•	•	•
Power front windows with illuminated switches and one-touch auto-up/down with auto-reverse feature	•	•	•	•	•

INTERIOR (CONTINUED)

FEATURES (CONTINUED)

Power door locks with automatic locking feature	•	•	•	•	•
Retained accessory power for windows and moonroof (if equipped)	•	•	•	•	•
Illuminated entry system with delayed fade-out	•	•	•	•	•
Front sun visors with illuminated vanity mirrors with extension	•	•	•	•	•
Overhead sunglasses storage	•	•	•	•	•
Dual overhead front map lights	•	•	•	•	•
Front seatback map pockets	•	•	•	•	•
Dual front and rear cup holders and front door bottle holders	•	•	•	•	•
Front center console with armrest and storage compartment with 12-volt power outlet	•	•	•	•	•
Folding rear seatback	•	•	•	•	•
Battery saver helps prevent accidental discharging if electrical accessories are left on	•	•	•	•	•
Front and rear carpeted floor mats	•	•	•		
Front carpeted floor mats with IPL logo and rear carpeted floor mats				•	•

SEATING AND TRIM

Leather-appointed seating	•	•	•	•	•
Red-stitched sport front seats with embroidered IPL logo				•	•
8-way power driver's seat with adjustable lumbar support	•	•			
10-way power driver's seat, including 2-way power lumbar support	○	○			
12-way power driver's sport seat, including 2-way power lumbar support with manual thigh extension, power torso and thigh support adjustment; 8-way power front-passenger's sport seat	○	○	•	•	•
8-way power front-passenger's seat	•	•			
Dual occupant memory system for driver's seat, steering wheel and outside mirrors, linked to individual Intelligent Keys	○	○	•	•	•
Driver's seat, steering wheel and outside mirror position synchronization	○	○	•	•	•
Heated front seats	•	•	•	•	•
Silk Obi aluminum interior trim	•	•	•	•	•
Leather-wrapped 3-spoke steering wheel and shift knob with aluminum accent	•	•	•		
Leather-wrapped 3-spoke steering wheel with red stitching; leather shift knob with aluminum accent				•	•
Aluminum doorsill kick plates with Infiniti logo	•	•	•	•	•
Aluminum pedals and footrest	○	○	•	•	•

AUDIO SYSTEM

6-speaker audio system with AM/FM/CD with MP3 playback capability, Radio Data System (RDS) and speed-sensitive volume control	•	•			
Infiniti Studio on Wheels® by Bose® 11-speaker Premium Audio System, including 3-way component front door speakers with 10-inch subwoofers and parcel shelf-mounted subwoofers, CD player with MP3 playback capability, Radio Data System (RDS), speed-sensitive volume control and Driver's Audio Stage	○	○	•	•	•
USB connection port for iPod® interface and other compatible devices ²	•	•	•	•	•
Multimedia playback of DVD or digital files from a USB flash drive on 7-inch WVGA color display ²	○	○	•	•	•
SiriusXM Satellite Radio ³	•	•	•	•	•
Steering wheel-mounted audio controls	•	•	•	•	•
Dual in-glass diversity antennas	•	•	•	•	•

INSTRUMENTATION AND DRIVER CONTROLS

Fine Vision electroluminescent gauges	•	•	•	•	•
Tilt and telescopic steering column synchronizes gauge cluster with column for improved vision	•	•			
Power tilt and telescopic steering column synchronizes gauge cluster with column for improved vision	○	○	•	•	•
Solid-magnesium paddle shifters	○	○		•	
Bluetooth® Hands-free Phone System ⁴	•	•	•	•	•
Multi-function trip computer with fuel range and outside temperature display	•	•	•	•	•
Infiniti Controller with color display for audio, climate-control, fuel economy, maintenance, and comfort and convenience features	•	•	•	•	•
7-inch color vehicle-information display	•	•			
Infiniti Hard Drive Navigation System with 7-inch WVGA color touch-screen display, Lane Guidance and 3-D building graphics ⁵	○	○	•	•	•
Infiniti Voice Recognition for audio, information and navigation systems	○	○	•	•	•
NavTraffic with Real-Time Traffic information ³	○	○	•	•	•
NavWeather with Real-Time Weather and 3-day forecast ³	○	○	•	•	•
Zagat Survey® Restaurant Guide	○	○	•	•	•
RearView Monitor ⁶	•	•	•	•	•
Rear Sonar System ⁷	○	○	•	•	•
Auto-dimming inside mirror with HomeLink® Universal Transceiver and compass	•	•	•	•	•
Cruise control with steering wheel-mounted switches	•	•	•	•	•
Analog clock	•	•	•	•	•

OPTIONS

PREMIUM PACKAGE

Power sliding tinted glass moonroof with one-touch auto-open/close, tilt feature and sliding sunshade	○	○	•	•	•
Infiniti Studio on Wheels® by Bose® 11-speaker Premium Audio System, including 3-way component front door speakers with 10-inch subwoofers and parcel shelf-mounted subwoofers, CD player with MP3 playback capability, Radio Data System (RDS), speed-sensitive volume control and Driver's Audio Stage					
Rear Sonar System ⁷					
USB connection port for iPod® interface and other compatible devices ²					
2-way power lumbar support for driver's seat					
Dual occupant memory system for driver's seat, steering wheel and outside mirrors, linked to individual Intelligent Keys					
Driver's seat, steering wheel and outside mirror position synchronization					
Power tilt and telescopic steering column					

NAVIGATION PACKAGE

<i>(Requires Premium Package. Replaces compass in rearview mirror.)</i>					
Infiniti Hard Drive Navigation System with touch-screen, Lane Guidance and 3-D building graphics ⁵	○	○	•	•	•
NavTraffic with Real-Time Traffic information ³					
NavWeather with Real-Time Weather and 3-day forecast ³					
Zagat Survey® Restaurant Guide					
Multimedia playback of DVD or digital files from a USB flash drive on 7-inch WVGA color display ²					
Infiniti Voice Recognition for audio, navigation, and vehicle information systems					

OPTIONS (CONTINUED)

SPORT PACKAGE

(Requires Premium and Navigation Packages. Not available with Performance Tire and Wheel Package.)

19 x 8.5-inch, split V-spoke aluminum-alloy wheels with 225/45R19 summer performance tires (front), 19 x 9.0-inch, aluminum-alloy wheels with 245/40R19 summer performance tires (rear) RWD model; 19 x 8.5-inch, split V-spoke aluminum-alloy wheels with 225/45R19 all-season performance tires AWD model

Sport-tuned suspension

Viscous Limited-Slip Differential (VLSD)

Sport brakes with 4-piston opposed front calipers with 14-inch rotors and 2-piston opposed rear calipers with 13.8-inch rotors

Sport front fascia

Solid-magnesium paddle shifters

14.7:1 Sport-tuned steering gear (G37 Coupe Journey only)

12-way power driver's sport seat with manual thigh extension, and power torso and thigh support adjustments; 8-way power front-passenger's sport seat

Aluminum pedals and footrest

TECHNOLOGY PACKAGE

(Requires Premium, Navigation, Sport, and Interior Accent Packages. Not available with Performance Tire and Wheel Package.)

Intelligent Cruise Control⁸

Brake Assist with Preview Braking⁹

Advanced Climate Control System (ACCS) with auto recirculation, Plasmacluster™ air purifier and Grape Polyphenol Filter¹⁰

Rain-sensing, variable intermittent front windshield wipers

Front-seat Pre-Crash Seat Belts

INTERIOR ACCENT PACKAGE

(On Journey, requires Premium, Navigation, and either Performance Tire and Wheel or Sport Packages. On All-Wheel Drive, requires Premium and Navigation Packages.)

Maple interior accent on center console, instrument panel and doors

PERFORMANCE TIRE AND WHEEL PACKAGE

(Requires Premium, Navigation and Interior Accent Packages. Not Available with Sport Package.)

19 x 8.5-inch, split V-spoke aluminum-alloy wheels with 225/45R19 summer performance tires (front), 19 x 9.0-inch, aluminum-alloy wheels with 245/40R19 summer performance tires (rear)

	G Coupe Journey	G Coupe (AWD)	G Coupe Sport 6MT	IPL G Coupe	IPL G Coupe 6MT
SPORT PACKAGE	○	○			
<i>(Requires Premium and Navigation Packages. Not available with Performance Tire and Wheel Package.)</i>					
19 x 8.5-inch, split V-spoke aluminum-alloy wheels with 225/45R19 summer performance tires (front), 19 x 9.0-inch, aluminum-alloy wheels with 245/40R19 summer performance tires (rear) RWD model; 19 x 8.5-inch, split V-spoke aluminum-alloy wheels with 225/45R19 all-season performance tires AWD model					
Sport-tuned suspension					
Viscous Limited-Slip Differential (VLSD)					
Sport brakes with 4-piston opposed front calipers with 14-inch rotors and 2-piston opposed rear calipers with 13.8-inch rotors					
Sport front fascia					
Solid-magnesium paddle shifters					
14.7:1 Sport-tuned steering gear (G37 Coupe Journey only)					
12-way power driver's sport seat with manual thigh extension, and power torso and thigh support adjustments; 8-way power front-passenger's sport seat					
Aluminum pedals and footrest					
TECHNOLOGY PACKAGE	○	○			
<i>(Requires Premium, Navigation, Sport, and Interior Accent Packages. Not available with Performance Tire and Wheel Package.)</i>					
Intelligent Cruise Control ⁸					
Brake Assist with Preview Braking ⁹					
Advanced Climate Control System (ACCS) with auto recirculation, Plasmacluster™ air purifier and Grape Polyphenol Filter ¹⁰					
Rain-sensing, variable intermittent front windshield wipers					
Front-seat Pre-Crash Seat Belts					
INTERIOR ACCENT PACKAGE	○	○			
<i>(On Journey, requires Premium, Navigation, and either Performance Tire and Wheel or Sport Packages. On All-Wheel Drive, requires Premium and Navigation Packages.)</i>					
Maple interior accent on center console, instrument panel and doors					
PERFORMANCE TIRE AND WHEEL PACKAGE	○				
<i>(Requires Premium, Navigation and Interior Accent Packages. Not Available with Sport Package.)</i>					
19 x 8.5-inch, split V-spoke aluminum-alloy wheels with 225/45R19 summer performance tires (front), 19 x 9.0-inch, aluminum-alloy wheels with 245/40R19 summer performance tires (rear)					

DIMENSIONS AND FIGURES

EXTERIOR

Overall length (inches)	183.1	183.1	183.7	185.1	185.1
Overall width (inches)	71.8	71.8	71.8	71.8	71.8
Overall height (inches) with 18-inch wheels	54.8	55.4			
Overall height (inches) with 18-inch wheels and moonroof	54.8	55.4			
Overall height (inches) with 19-inch wheels	54.9	55.4			
Overall height (inches) with 19-inch wheels and moonroof	54.9	55.4	54.9	54.9	54.9
Wheelbase (inches)	112.2	112.2	112.2	112.2	112.2
Track width (inches)—front	60.8	60.8	60.8	60.8	60.8
Track width (inches)—rear	61.4	61.4	61.4	61.4	61.4
Coefficient of drag	0.31	0.31	0.32	0.32	0.32
Coefficient of drag with rear spoiler	0.32	0.32	0.32		

INTERIOR

Headroom with moonroof (inches)—front	37.7	37.7	37.7	37.7	37.7
Headroom with moonroof (inches)—rear	34.5	34.5	34.5	34.5	34.5
Headroom without moonroof (inches)—front	39.4	39.4			
Headroom without moonroof (inches)—rear	34.5	34.5			
Legroom (inches)—front	43.8	43.8	43.8	43.8	43.8
Legroom (inches)—rear	29.8	29.8	29.8	29.8	29.8
Shoulder room (inches)—front	53.7	53.7	53.7	53.7	53.7
Shoulder room (inches)—rear	52.7	52.7	52.7	52.7	52.7
Hip room (inches)—front	53.4	53.4	53.4	53.4	53.4
Hip room (inches)—rear	48.2	48.2	48.2	48.2	48.2


WEIGHT AND CAPACITY

Passenger volume — without moonroof (cubic feet)	85.0	85.0			
Passenger volume — with moonroof (cubic feet)	82.7	82.7	82.7	82.7	82.7
Cargo volume (cubic feet)	7.4	7.4	7.4	7.4	7.4
Curb weight (lbs)	3,633	3,834	3,708	3,781	3,727
Weight distribution (percent) (front/rear)	54/46	56/44	54/46	54/46	54/46
Fuel capacity (gallons)	20.0	20.0	20.0	20.0	20.0
EPA Estimated Fuel Economy (mpg) ¹¹ (city/highway)	19/27	18/25	17/25	19/27	17/25

This specification sheet is intended for general descriptive and informational purposes only. It is subject to change and does not constitute an offer, representation or warranty (express or implied) by Nissan North America, Inc. Interested parties should confirm the accuracy of any information in this brochure as it relates to a vehicle directly with Infiniti before relying on it to make a purchase decision. Nissan North America, Inc. reserves the right to make changes, at any time, without prior notice, in prices, colors, materials, equipment, specifications, and models and to discontinue models or equipment. Due to continuous product development and other pre- and post-production factors, actual vehicle, materials and specifications may vary from this brochure. Some vehicles shown with optional equipment. See the actual vehicle for complete accuracy. Availability and delivery times for particular models or equipment may vary. Specifications, options and accessories may differ in Hawaii, U.S. territories and other countries. For additional information on availability, options or accessories, see your Infiniti retailer or contact Nissan North America, Inc.

Infiniti has taken care to ensure that the color swatches presented here are the closest possible representations of actual vehicle colors. Swatches may vary slightly due to the printing process and whether viewed in daylight, fluorescent or incandescent light. Please see the actual colors at your local Infiniti retailer.


EXTERIOR COLORS



MOONLIGHT WHITE
(QAA)




LIQUID PLATINUM
(K23)



GRAPHITE SHADOW
(KAD)



LAPIS BLUE
(RAW)



BLUE SLATE
(K52)



VIBRANT RED
(A54)




MALBEC BLACK
(GAC)



BLACK OBSIDIAN
(KH3)


INTERIOR UPHOLSTERY/TRIM




STONE LEATHER/
SILK OBI ALUMINUM




STONE LEATHER/
MAPLE ACCENTS



GRAPHITE LEATHER/
SILK OBI ALUMINUM



GRAPHITE LEATHER/
MAPLE ACCENTS



MONACO RED LEATHER/
SILK OBI ALUMINUM
(IPL only)

COLOR

REFINED TO TRANSFORM CHARACTER.

Beyond being visually appealing, Infiniti color is designed to create energy and elicit emotion.

Creating hues that change in response to light and angle, offering a new, intriguing look every time a vehicle is seen to create a more lasting allure. Or matching exterior and interior colors to reflect the distinctive energy and mood of the seasons. These are just two ways Infiniti designs color to evoke feeling, express character, and shape the emotional essence of a vehicle.

GENUINE INFINITI

ACCESSORIES

Genuine Infiniti Accessories are crafted with the same exacting standards as the rest of the vehicle. With a wide array of quality products designed to integrate seamlessly, from a sporty aerodynamic kit to stylish stainless steel illuminated kick plates, you can be assured of a custom fit and finish. Color-matched for consistency, and built to Infiniti's exacting standards, you can enjoy the sense of confidence that results from a stringent inspection and testing process.



Aerodynamic kit (rear decklid spoiler, side sills, front and rear fascias), midnight black grille, 19-inch alloy wheels

Rear decklid spoiler >



Sport muffler >



18-inch, 9-spoke aluminum-alloy wheels >



GENUINE INFINITI ACCESSORIES

- Genuine Infiniti Accessories are covered by a 4-year/60,000-mile limited warranty when installed at the time of new vehicle purchase¹²
- Finance Genuine Infiniti Accessories when you finance your vehicle
- Custom-fit, custom-designed and durability-tested to meet Infiniti standards

InfinitiUSA.com/accessories



< Nella tumbler



< Infiniti key tag

Infiniti also offers a wide range of luxury apparel, lifestyle and other items which can give every day the touch of inspired performance.

InfinitiLifestyle.com



Infiniti
E-PROCESS

Stainless steel illuminated kick plates >
Interior accent lighting >



Trunk organizer >
Carpeted trunk mat >



Premium carpeted floor mats >



< All-season floor mats



Also available:
Wheel locks
R-Spec™ high-friction brake pads¹³
Infiniti chrome license plate frame and valve stem caps package
Vehicle cover
Vehicle cover cable lock
Carpeted floor mats
Seat belt extender
Emergency road kit
First-aid kit
Air bag anti-theft bolts
Console tray
Touch-up paint

< Trunk net



< Nose mask
< Splash guards (4-piece set)



Safety



Infiniti Safety Shield® is our comprehensive approach to safety. It includes rigorous crash testing, over 50 standard safety features on every vehicle and available advanced safety technologies. Infiniti Safety Shield® is designed and developed into every vehicle we build to help protect you and your passengers.

Infiniti Advanced Air Bag System (AABS)¹⁴ Infiniti Advanced Air Bag System (AABS) includes dual-stage front supplemental air bags with seat belt sensors and an occupant-classification sensor. Air bag inflation rate is adjusted depending on crash severity and seat belt usage. If the front-passenger's seat is empty, a sensor will deactivate the front-passenger air bag.

Driver and Front-passenger Side-impact Supplemental Air Bags¹⁴ These air bags are placed in the front seat side bolsters so they can move with the seat to help maintain optimal positioning.

Roof-mounted Curtain Side-impact Supplemental Air Bags¹⁴ Roof-mounted curtain side-impact supplemental air bags for front- and rear-seat occupant head protection.

Electronic Brake force Distribution (EBD) To help optimize braking performance for a variety of vehicle loads, EBD adjusts the amount of brake force applied to the rear wheels for improved braking performance, reduced front-end "dive" during braking and more even brake wear. Infiniti's Electronic Brake force Distribution (EBD) system detects vehicle-load conditions, such as passengers and luggage, and distributes additional brake pressure to the rear brakes as needed.

Brake Assist (BA) In emergency braking situations, many drivers don't brake hard enough, soon enough. Brake Assist monitors how you apply the brakes, and sensing emergency braking, helps apply maximum brake force for potentially shorter stops.

Traction Control System (TCS) To help enhance grip when accelerating, the Infiniti G Coupe's Traction Control System senses wheelspin and automatically reduces engine output and/or brakes the spinning wheel to help improve traction.

Vehicle Dynamic Control (VDC)¹⁵ Acting in tandem with the Traction Control System, VDC compares actual vehicle cornering performance to the driver's input, adjusting engine power and/or applying appropriate brake pressure to individual wheels to help correct oversteer or understeer, helping keep the vehicle on the steered path.

snug+kids™ Snug Kids® The first venture of its kind, Snug Kids is our online guide to selecting and correctly installing a child restraint seat for your Infiniti automobile. Our safety engineers evaluated numerous child restraint seats, installing them in every Infiniti car and SUV. Visit InfinitiUSA.com/snugkids to view or download the results.

Additional Safety Features:

- 4-wheel Anti-lock Braking System (ABS)
- 3-point height-adjustable front seat belts with pretensioners and load limiters, driver's seat Emergency Locking Retractor (ELR) and passenger's seat ELR and Automatic Locking Retractor (ALR)
- Second-row 3-point seat belts with ELR and ALR
- Zone Body construction with reinforced passenger compartment and front and rear crumple zones
- Tire Pressure Monitoring System (TPMS) provides specific information for each tire and low pressure warning¹⁶
- LED taillights. Lighting faster than conventional taillights, they help give drivers behind you a quicker indication of your braking
- LATCH System (Lower Anchors and Tethers for Children) helps simplify proper installation of compatible child restraint seats (second-row outboard only)
- Remote keyless entry system with selective unlocking of driver's door or all doors
- Infiniti Vehicle Immobilizer System embeds an encoded transponder chip into the Infiniti Intelligent Key. The engine control computer will not allow the engine to start without the correct key and transponder
- Vehicle Security System sounds alarm if intrusion is detected
- HomeLink® Universal Transceiver offers control for compatible garage doors, estate gates and certain home/office lights
- Infiniti Intelligent Key backup slot to start vehicle if keyfob battery is depleted
- Front-seat Active Head Restraints (AHR)
- Slide-away brake pedal assembly
- Emergency inside trunk release

¹ Estimated figures. Real numbers may vary. ² Always give your full attention to driving. Avoid operating your iPod® in such a way that you can be distracted during vehicle operation. See Retailer for details. iPod is a registered trademark of Apple, Inc. All rights reserved. iPod® not included. ³ Required SiriusXM Satellite Radio, NavTraffic and NavWeather subscriptions sold separately and are continuous until you call SiriusXM to cancel. Installation costs, one-time activation fee, other fees and taxes will apply. NavTraffic available in select markets. Satellite Radio U.S. service and NavWeather service available only to those 18 or older in the 48 contiguous states and D.C. Fees and programming subject to change. Subscriptions governed by Customer Agreement available at siriusxm.com. ©2012 Sirius XM Radio Inc. Sirius, XM and all related marks and logos are trademarks of Sirius XM Radio Inc. ⁴ Availability of specific features is dependent upon the phone's Bluetooth® support. ⁵ Never program while driving. GPS mapping may not be detailed in all areas or reflect current road regulations. ⁶ Parking aid/convenience feature. Cannot completely eliminate blind spots or warn of moving objects. May not detect every object. Always check surroundings before moving vehicle. Not a substitute for proper backing procedures. Always turn to check what is behind you before backing up. ⁷ The Rear Sonar System is a convenience, but not a substitute for proper parking procedures and/or backing procedures. Always check that it is safe to do so before moving forward or backing up. May not detect every object in front of or behind you. ⁸ Intelligent Cruise Control is not a collision avoidance system or warning device. Designed to use limited braking. Failure to apply the brakes could result in an accident. ⁹ Brake Assist with Preview Braking is only an aid to assist the driver and is not a collision warning or avoidance device. It is the driver's responsibility to stay alert, drive safely, and be in control of the vehicle at all times. ¹⁰ The Advanced Climate Control System with Plasmacluster air purifier helps scrub the air in the vehicle's interior. The system senses exterior odors, suppresses unpleasant interior odors, stops the inflow of external odors and helps keep the cabin smelling fresh, but does not always eliminate odors. ¹¹ 2013 EPA Fuel Economy Estimates. Actual mileage may vary with driving conditions. Use for comparison only. ¹² Covered by Infiniti's Limited Warranty on Genuine Infiniti Accessories for the longer of 12 months/12,000 miles (whichever is earlier) or the remaining period under the 4-year/60,000-mile Infiniti New Vehicle Limited Warranty. Terms and conditions apply. See Warranty Information Booklet for details. ¹³ R-Spec™ High-Friction Brake Pads are covered by the Genuine Infiniti Accessories Warranty, which excludes coverage for wear and tear and normal maintenance service and parts replacement (other terms and conditions apply, see warranty booklet for details). They are intended for high-performance driving and for driving conditions requiring added braking demand. Depending on your driving habits, you may experience increased brake dust and noise as well as faster wear of the brake pads and rotors, resulting in more frequent replacement of these components. These components are not covered by the new vehicle limited warranty. ¹⁴ Air bags are only a supplemental restraint system; always wear your seat belt. Even with the occupant-classification sensor, rear-facing child restraints should not be placed in the front-passenger's seat. Also, all children 12 and under should ride in the rear seat properly secured in child restraints, booster seats, or seat belts according to their size. Air bags will only inflate in certain accidents; see your owner's manual for more details. ¹⁵ VDC, which should remain on when driving except when freeing the vehicle from mud or snow, cannot prevent accidents due to abrupt steering, carelessness, or dangerous driving techniques. Always drive safely. ¹⁶ Tire Pressure Monitoring System is not a substitute for regular tire pressure checks.

