



# 2013 INFINITI G SEDAN

Convention Can't Keep Up.

---

*Prepared Exclusively for:*

*Local Retailer:*

2013 SPECIFICATIONS

# INFINITI G SEDAN



## POWER

### ENGINE

3.7-liter (3,696cc) 24-valve V6 engine, aluminum-alloy block and heads

### VALVETRAIN

Double overhead camshaft (DOHC), 4 valves per cylinder with microfinished camshafts. Continuously Variable Valve Timing Control System (CVTCS) optimizes opening of intake valves. Variable Valve Event and Lift (VVEL®) for intake valves improves performance, emissions and fuel efficiency

### HORSEPOWER

328 hp @ 7,000 rpm

### TORQUE

269 lb-ft @ 5,200 rpm

### TRANSMISSION

Electronically controlled 7-speed automatic transmission with Adaptive Shift Control (ASC) and Drive Sport (DS) mode. Driver-adaptive learning algorithm senses driving style and adjusts automatic shifting accordingly. Manual shift mode offers sequentially selectable manual gearshifts and Downshift Rev Matching (DRM)

Close-ratio 6-speed manual transmission with short-throw shifter

### DRIVE TYPE

Rear-wheel drive

Intelligent All-Wheel Drive (AWD)

Snow mode helps driver control throttle response

Viscous Limited-Slip Differential (VLSD)

## HANDLING

### STEERING

Type Vehicle-speed-sensitive power steering

14.7:1 Sport-tuned steering gear

Turning diameter 35.4 feet

36.1 feet

### SUSPENSION

Front Independent double-wishbone with coil springs and Dual Flow Path® shock absorbers, stabilizer bar

Rear Independent, multi-link with coil springs and Dual Flow Path® shock absorbers, stabilizer bar

Sport Sport-tuned suspension

### BRAKES

Front/Rear 12.6 x 1.1-inch ventilated discs/12.1 x 0.6-inch ventilated discs; 4-wheel, 4-channel ABS

Sport Front/Rear Aluminum 4-piston opposed front calipers with 14.0 x 1.3-inch ventilated discs/2-piston opposed rear calipers with 13.8 x 0.8-inch ventilated discs; 4-wheel, 4-channel ABS

### WHEELS AND TIRES

Standard 17 x 7.5-inch, triple 5-spoke aluminum-alloy wheels with 225/55R17 all-season performance tires

Sport (RWD) 18 x 7.5-inch, split 5-spoke aluminum-alloy wheels with 225/50R18 summer performance tires (front), 18 x 8.5-inch, split 5-spoke aluminum-alloy wheels with 245/45R18 summer performance tires (rear)

Sport (AWD) 18 x 7.5-inch, split 5-spoke aluminum-alloy wheels with 225/50R18 all-season performance tires

Performance Tire and Wheel Package 18 x 7.5-inch, split 7-spoke aluminum-alloy wheels with 225/50R18 all-season performance tires

Spare tire Temporary use, T145/80D17

Temporary use, T145/70R18 (for 4-piston brakes)

G37 Journey G37x AWD G37 Sport 6MT

	G37 Journey	G37x AWD	G37 Sport 6MT
ENGINE	•	•	•
VALVETRAIN	•	•	•
HORSEPOWER	•	•	•
TORQUE	•	•	•
TRANSMISSION	•	•	
DRIVE TYPE			
Rear-wheel drive	•		•
Intelligent All-Wheel Drive (AWD)		•	
Snow mode helps driver control throttle response		•	
Viscous Limited-Slip Differential (VLSD)	○		•
STEERING			
Type Vehicle-speed-sensitive power steering	•	•	•
14.7:1 Sport-tuned steering gear	○		•
Turning diameter 35.4 feet	•		•
36.1 feet		•	
SUSPENSION			
Front Independent double-wishbone with coil springs and Dual Flow Path® shock absorbers, stabilizer bar	•	•	•
Rear Independent, multi-link with coil springs and Dual Flow Path® shock absorbers, stabilizer bar	•	•	•
Sport Sport-tuned suspension	○		•
BRAKES			
Front/Rear 12.6 x 1.1-inch ventilated discs/12.1 x 0.6-inch ventilated discs; 4-wheel, 4-channel ABS	•	•	
Sport Front/Rear Aluminum 4-piston opposed front calipers with 14.0 x 1.3-inch ventilated discs/2-piston opposed rear calipers with 13.8 x 0.8-inch ventilated discs; 4-wheel, 4-channel ABS	○		•
WHEELS AND TIRES			
Standard 17 x 7.5-inch, triple 5-spoke aluminum-alloy wheels with 225/55R17 all-season performance tires	•	•	
Sport (RWD) 18 x 7.5-inch, split 5-spoke aluminum-alloy wheels with 225/50R18 summer performance tires (front), 18 x 8.5-inch, split 5-spoke aluminum-alloy wheels with 245/45R18 summer performance tires (rear)	○		•
Sport (AWD) 18 x 7.5-inch, split 5-spoke aluminum-alloy wheels with 225/50R18 all-season performance tires		○	
Performance Tire and Wheel Package 18 x 7.5-inch, split 7-spoke aluminum-alloy wheels with 225/50R18 all-season performance tires	○	○	
Spare tire Temporary use, T145/80D17	•	•	
Temporary use, T145/70R18 (for 4-piston brakes)	○		•

## EXTERIOR

### FEATURES

	G37 Journey	G37x AWD	G37 Sport 6MT
High Intensity Discharge (HID) bi-functional xenon headlights	•	•	•
Automatic on/off headlights	•	•	•
Front fog lights	•	•	•
LED rear brake lights and center high-mounted stoplight (CHMSL)	•	•	•
Aluminum hood with gas struts to hold hood open	•	•	•
Sport front fascia, side sills and unique headlights	○	○	•
Power sliding tinted glass moonroof with one-touch auto-open/close, tilt feature and sliding sunshade	○	○	•
Remote power-opening of windows using Infiniti Intelligent Key; closing via key in exterior door lock	•	•	•
Dual power outside mirrors	•	•	•
Heated outside mirrors	•	•	•
Speed-sensing flat-blade variable intermittent front windshield wipers	•	•	•
Rear window defroster with indicator light and timer	•	•	•
Dual chrome exhaust finishers	•	•	•

## INTERIOR

### FEATURES

Infiniti Intelligent Key with Illuminated Push Button Ignition	•	•	•
Dual Zone Automatic Temperature Control (ATC) system with microfilter	•	•	•
Rear-seat heater ducts under front seats	•	•	•
Rear-seat air vent, mounted on back of front center console	•	•	•
Power windows with illuminated switches and one-touch auto-up/down with auto-reverse feature	•	•	•
Power door locks with automatic locking feature	•	•	•
Retained accessory power for windows and moonroof (if equipped)	•	•	•
Illuminated entry system with delayed fade-out	•	•	•
Front sun visors with illuminated vanity mirrors	•	•	•
Overhead sunglasses storage	•	•	•
Dual overhead front map lights; rear-seat reading lights	•	•	•
Front seatback map pockets; front door pockets	•	•	•
Dual front cup holders and door bottle holders	•	•	•
Front center console armrest storage compartment with 12-volt power outlet	•	•	•
Additional 12-volt power outlet in center console	•	•	•
Fold-down rear-center armrest with locking trunk pass-through	•	•	•
Battery saver helps prevent accidental discharging if electrical accessories are left on	•	•	•
Front and rear carpeted floor mats	•	•	•

### SEATING AND TRIM

Leather-appointed seating	•	•	•
8-way power driver's seat with adjustable lumbar support	•	•	•
12-way power driver's sport seat, including manual thigh extension and driver's power torso and thigh side support adjustments; 8-way power front-passenger's sport seat with manual thigh extension	○	○	•
8-way power front-passenger's seat (non-sport)	•	•	•

### SEATING AND TRIM (CONTINUED)

Dual occupant memory system for driver's seat, steering wheel and outside mirrors, linked to individual Intelligent Keys	○	○	•
Driver's seat, steering wheel and outside mirror position synchronization	○	○	•
Heated front seats	•	•	•
Shodo aluminum interior trim	•	•	•
Leather-wrapped 3-spoke steering wheel and shift knob with aluminum accent	•	•	•
Aluminum front doorsill kick plates with Infiniti logo	•	•	•
Aluminum pedals and footrest	○	○	•

### AUDIO SYSTEM

6-speaker audio system with AM/FM/CD with MP3 playback capability, Radio Data System (RDS) and speed-sensitive volume control	•	•	•
Infiniti Studio on Wheels® by Bose® 10-speaker Premium Audio System, including 3-way component front door speakers with 10-inch subwoofers and a parcel shelf-mounted subwoofer, CD player with MP3 playback capability, Radio Data System (RDS) and speed-sensitive volume control	○	○	•
Driver's Audio Stage	○	○	•
USB connection port for iPod® interface and other compatible devices <sup>1</sup>	•	•	•
Multimedia playback of DVD or digital file from a USB flash drive on 7-inch WVGA color display	○	○	•
SiriusXM Satellite Radio <sup>2</sup>	•	•	•
Steering wheel-mounted audio controls	•	•	•
Dual in-glass diversity antennas	•	•	•

### INSTRUMENTATION AND DRIVER CONTROLS

Fine Vision electroluminescent gauges	•	•	•
Tilt and telescopic steering column synchronizes gauge cluster with column for improved vision	•	•	•
Power tilt and telescopic steering column synchronizes gauge cluster with column for improved vision	○	○	•
Solid-magnesium paddle shifters	○	○	•
Bluetooth® Hands-free Phone System <sup>3</sup>	•	•	•
Multi-function trip computer with fuel range and outside temperature display	•	•	•
Infiniti Controller with color display for audio, fuel economy, maintenance, and comfort and convenience features	•	•	•
7-inch color vehicle-information display	•	•	•
Infiniti Hard Drive Navigation System with 7-inch WVGA color touch-screen display, Lane Guidance and 3-D building graphics <sup>4</sup>	○	○	•
Infiniti Voice Recognition for audio, vehicle information and navigation systems	○	○	•
NavTraffic with Real-Time Traffic information <sup>2</sup>	○	○	•
NavWeather with Real-Time Weather and 3-day forecast <sup>2</sup>	○	○	•
Zagat Survey® Restaurant Guide	○	○	•
RearView Monitor <sup>5</sup>	•	•	•
Rear Sonar System <sup>6</sup>	○	○	•
Auto-dimming inside mirror with HomeLink® Universal Transceiver and compass	•	•	•
Cruise control with steering wheel-mounted switches	•	•	•
Analogue clock	•	•	•

**OPTIONS**

	G37 Journey	G37x AWD	G37 Sport 6MT		G37 Journey	G37x AWD	G37 Sport 6MT
<b>PREMIUM PACKAGE</b>	○	○	●	<b>TECHNOLOGY PACKAGE</b>	○	○	
Power sliding tinted glass moonroof with one-touch auto-open/close, tilt feature and sliding sunshade				<i>(Requires Premium, Navigation, Sport, and Interior Accent Packages.)</i>			
Infiniti Studio on Wheels® by Bose® 10-speaker Premium Audio System, including 3-way component front door speakers with 10-inch subwoofers and a parcel shelf-mounted subwoofer, CD player with MP3 playback capability, Radio Data System (RDS) and speed-sensitive volume control				Intelligent Cruise Control <sup>7</sup>			
Rear Sonar System <sup>6</sup>				Brake Assist with Preview Braking <sup>8</sup>			
Driver's Audio Stage				Advanced Climate Control System (ACCS) with auto recirculation and Plasmacluster® air purifier <sup>9</sup>			
Dual occupant memory system for driver's seat, steering wheel and outside mirrors, linked to individual Intelligent Keys				Rain-sensing, variable intermittent front windshield wipers			
Driver's seat, steering wheel and outside mirror position synchronization				Front-seat Pre-Crash Seat Belts			
Power tilt and telescopic steering column				<b>INTERIOR ACCENT PACKAGE</b>	○	○	
<b>NAVIGATION PACKAGE</b>	○	○	●	<i>(Requires Premium Package. Required with Wheat Interior.)</i>			
<i>(Requires Premium Package. Replaces compass in rearview mirror.)</i>				Maple interior accents on center console, instrument panel and doors			
Infiniti Hard Drive Navigation System with touch-screen, Lane Guidance and 3-D building graphics <sup>4</sup>				<b>PERFORMANCE TIRE AND WHEEL PACKAGE</b>	○	○	
NavTraffic with Real-Time Traffic information <sup>2</sup>				<i>(Requires Premium and Interior Accent Packages. Not available with Sport Package.)</i>			
NavWeather with Real-Time Weather and 3-day forecast <sup>2</sup>				18 x 7.5-inch, split 7-spoke aluminum-alloy wheels with 225/50R18 all-season performance tires			
Zagat Survey® Restaurant Guide				<b>DIMENSIONS AND FIGURES</b>			
Multimedia playback of DVD or digital files from a USB flash drive on 7-inch WVGA color display				<b>EXTERIOR</b>			
Infiniti Voice Recognition for audio, navigation, and vehicle information systems				Overall length (inches)	187.9	187.9	187.9
<b>SPORT PACKAGE (RWD)</b>	○			Overall width (inches)	69.8	69.8	69.8
<i>(Requires Premium and Navigation Packages. Not available with Performance Tire and Wheel Package. Not available with Wheat Interior.)</i>				Overall height (inches)	57.2	57.8	57.2
18 x 7.5-inch (front) and 18 x 8.5-inch (rear), split 5-spoke aluminum-alloy wheels with 225/50R18 summer performance tires (front) and 245/45R18 summer performance tires (rear)				Wheelbase (inches)	112.2	112.2	112.2
Sport-tuned suspension				Track width (inches)—front	59.8	59.8	59.8
14.7:1 Sport-tuned steering gear				Track width (inches)—rear	60.2 <sup>10</sup>	60.2	59.8
Viscous Limited-Slip Differential (VLSD)				Coefficient of drag	0.29	0.29	0.29
Sport brakes with 4-piston opposed front calipers with 14-inch rotors and 2-piston opposed rear calipers with 13.8-inch rotors				<b>INTERIOR</b>			
Sport front fascia, side sills and unique sport headlights				Headroom with moonroof (inches)—front	39.1	39.1	39.1
Solid-magnesium paddle shifters				Headroom with moonroof (inches)—rear	37.2	37.2	37.2
12-way power driver's sport seat, including manual thigh extension and driver's power torso and thigh side support adjustments; 8-way power front-passenger's sport seat with manual thigh extension				Headroom without moonroof (inches)—front	40.5	40.5	
Aluminum pedals and footrest				Headroom without moonroof (inches)—rear	37.7	37.7	
<b>SPORT PACKAGE (AWD)</b>		○		Legroom (inches)—front	43.9	43.9	43.9
<i>(Requires Premium and Navigation Packages. Not available with Performance Tire and Wheel Package. Not available with Wheat Interior.)</i>				Legroom (inches)—rear	34.7	34.7	34.7
18 x 7.5-inch, split 5-spoke aluminum-alloy wheels with 225/50R18 all-season performance tires				Shoulder room (inches)—front	55.6	55.6	55.6
Sport front fascia, side sills and unique sport headlights				Shoulder room (inches)—rear	55.2	55.2	55.2
Solid-magnesium paddle shifters				Hip room (inches)—front	55.1	55.1	55.1
12-way power driver's sport seat, including manual thigh extension and driver's power torso and thigh side support adjustments; 8-way power front-passenger's sport seat with manual thigh extension				Hip room (inches)—rear	53.7	53.7	53.7
Aluminum pedals and footrest				<b>WEIGHT AND CAPACITY</b>			
				Passenger volume—with moonroof (cubic feet)	96.5	96.5	96.5
				Passenger volume—without moonroof (cubic feet)	99.0	99.0	
				Cargo volume (cubic feet)	13.5	13.5	13.5
				Curb weight (lbs)	3,628	3,822	3,709
				Weight distribution (percent) (front/rear)	54/46	56/44	54/46
				Fuel capacity (gallons)	20.0	20.0	20.0
				EPA Estimated Fuel Economy (mpg) <sup>11</sup> (city/highway)	19/27	18/25	17/25

This specification sheet is intended for general descriptive and informational purposes only. It is subject to change and does not constitute an offer, representation or warranty (express or implied) by Nissan North America, Inc. Interested parties should confirm the accuracy of any information in this brochure as it relates to a vehicle directly with Infiniti before relying on it to make a purchase decision. Nissan North America, Inc. reserves the right to make changes, at any time, without prior notice, in prices, colors, materials, equipment, specifications, and models and to discontinue models or equipment. Due to continuous product development and other pre- and post-production factors, actual vehicle, materials and specifications may vary from this brochure. Some vehicles shown with optional equipment. See the actual vehicle for complete accuracy. Availability and delivery times for particular models or equipment may vary. Specifications, options and accessories may differ in Hawaii, U.S. territories and other countries. For additional information on availability, options or accessories, see your Infiniti retailer or contact Nissan North America, Inc.

Infiniti has taken care to ensure that the color swatches presented here are the closest possible representations of actual vehicle colors. Swatches may vary slightly due to the printing process and whether viewed in daylight, fluorescent or incandescent light. Please see the actual colors at your local Infiniti retailer.



● Standard ○ Available


## EXTERIOR COLORS



MOONLIGHT WHITE  
(QAA)



LIQUID PLATINUM  
(K23)




GRAPHITE SHADOW  
(KAD)



BLUE SLATE  
(K52)



VIBRANT RED  
(A54)



SMOKY QUARTZ  
(KAC)




MALBEC BLACK  
(GAC)



BLACK OBSIDIAN  
(KH3)

## INTERIOR UPHOLSTERY/TRIM




WHEAT LEATHER/  
MAPLE ACCENTS




STONE LEATHER/  
SHODO ALUMINUM



STONE LEATHER/  
MAPLE ACCENTS



GRAPHITE LEATHER/  
SHODO ALUMINUM



GRAPHITE LEATHER/  
MAPLE ACCENTS

# COLOR

REFINED TO TRANSFORM CHARACTER.

Beyond being visually appealing, Infiniti color is designed to create energy and elicit emotion.

Creating hues that change in response to light and angle, offering a new, intriguing look every time a vehicle is seen to create a more lasting allure. Or matching exterior and interior colors to reflect the distinctive energy and mood of the seasons. These are just two ways Infiniti designs color to evoke feeling, express character and shape the emotional essence of a vehicle.

# GENUINE INFINITI ACCESSORIES

Rear decklid spoiler<sup>12</sup> >



Carpeted trunk mat<sup>13</sup> >

Trunk organizer<sup>12,13</sup> >



Genuine Infiniti Accessories are crafted with the same exacting standards as the rest of the vehicle. With a wide array of quality products designed to integrate seamlessly, from sporty aerodynamic enhancements to stylish stainless steel illuminated kick plates, you can be assured of a custom fit and finish. Color-matched for consistency, and built to Infiniti's exacting standards, you can enjoy the sense of confidence that results from a stringent inspection and testing process.

[InfinitiUSA.com/accessories](http://InfinitiUSA.com/accessories)

Infiniti also offers a wide range of luxury apparel, lifestyle and other items which can give every day the touch of inspired performance.

Nella tumbler >



[InfinitiLifestyle.com](http://InfinitiLifestyle.com)



- < Interior accent lighting
- < Stainless steel illuminated kick plates



- < 18-inch, split 5-spoke bright aluminum-alloy wheels
- < Front chin spoiler (non-sport)



- < LED daytime running lights (non-sport)
- < Premium carpeted floor mats
- < All-season floor mats



Also available:

- Nose mask
- Splash guards (4-piece)
- Wheel locks
- R-Spec™ high-friction brake pads<sup>15</sup>
- Infiniti chrome license plate frame and valve stem caps package
- Vehicle cover cable lock
- Trunk net<sup>13</sup>
- Carpeted floor mats
- Console tray
- Seat belt extender
- Emergency road kit
- First aid kit
- Air bag anti-theft bolts

• Genuine Infiniti Accessories are covered by a 4-year/60,000-mile limited warranty when installed at the time of new vehicle purchase<sup>14</sup> • Finance Genuine Infiniti Accessories when you finance your vehicle • Custom-fit, custom-designed and durability-tested to meet Infiniti standards

# Safety



**Infiniti Safety Shield®** is our comprehensive approach to safety. It includes rigorous crash testing, over 50 standard safety features on every vehicle and available advanced safety technologies. Infiniti Safety Shield® is designed and developed into every vehicle we build to help protect you and your passengers.

**Infiniti Advanced Air Bag System (AABS)<sup>16</sup>** Infiniti Advanced Air Bag System (AABS) includes dual-stage front supplemental air bags with seat belt sensors and an occupant-classification sensor. Air bag inflation rate is adjusted depending on crash severity and seat belt usage. If the front-passenger's seat is empty, a sensor will deactivate the front-passenger air bag.

**Front Seat-mounted Side-impact Supplemental Air Bags<sup>16</sup>** These air bags are placed in the front seat side bolsters so they can move with the seat to help maintain optimal positioning.

**Roof-mounted Curtain Side-impact Supplemental Air Bags<sup>16</sup>** Tied into the side-impact sensors, these air bags help give outboard occupants enhanced head protection in the case of a side impact.

**Electronic Brake force Distribution (EBD)** To help optimize braking performance for a variety of vehicle loads, EBD adjusts the amount of brake force applied to the front and rear wheels for improved braking performance, reduced front-end "dive" during braking and more even brake wear. Infiniti's Electronic Brake force Distribution (EBD) system detects vehicle-load conditions, such as passengers and luggage, and distributes additional brake pressure to the rear brakes as needed.

**4-wheel Anti-lock Braking System (ABS)** The large, 4-wheel ventilated disc brakes include a 4-wheel, 4-channel Anti-lock Braking System (ABS) to help the driver maintain steering control while braking.

**Brake Assist (BA)** In emergency braking situations, some drivers may not brake hard enough, soon enough. Brake Assist monitors how you apply the brakes, and sensing emergency braking, works with the standard ABS system to apply maximum brake pressure for potentially shorter stops.

**Traction Control System (TCS)** To help enhance grip when accelerating, the Infiniti G's Traction Control System senses wheel-spin and automatically reduces engine output and/or brakes the spinning wheel to help improve traction.

**Vehicle Dynamic Control (VDC)<sup>17</sup>** Acting in tandem with the Traction Control System, VDC compares actual vehicle cornering performance to the driver's input, adjusting engine power and/or applying appropriate brake pressure to individual wheels to help correct oversteer or understeer, helping keep the vehicle on the steered path.

**snug-kids® Snug Kids®** The first venture of its kind, Snug Kids is our online guide to selecting and correctly installing a child restraint seat for your Infiniti automobile. Our safety engineers evaluated numerous child restraint seats, installing them in every Infiniti car and SUV. Visit [InfinitiUSA.com/snugkids](http://InfinitiUSA.com/snugkids) to view or download the results.

## Additional Safety Features:

- Front-seat Active Head Restraints (AHR)
- 3-point front seat belts with pretensioners and load limiters, driver's seat Emergency Locking Retractor (ELR) and passenger's seat ELR and Automatic Locking Retractor (ALR)
- Second-row 3-point seat belts with ELR and ALR
- Zone Body construction with reinforced passenger compartment and front and rear crumple zones
- LATCH System (Lower Anchors and Tethers for Children) helps simplify proper installation of compatible child restraint seats
- Tire Pressure Monitoring System (TPMS)<sup>18</sup>
- Remote keyless entry system with selective unlocking of driver's door or all doors
- Emergency inside trunk release
- Slide-away brake pedal assembly
- Infiniti Vehicle Immobilizer System embeds an encoded transponder chip into the Infiniti Intelligent Key. The engine control computer will not allow the engine to start without the correct key and transponder
- Vehicle Security System sounds alarm if intrusion is detected
- Infiniti Intelligent Key emergency backup keyport to start vehicle if keyfob battery is depleted

<sup>1</sup> Always give your full attention to driving. Avoid operating your iPod® in such a way that you can be distracted during vehicle operation. See retailers for details. iPod® is a registered trademark of Apple Inc. All rights reserved. iPod not included. <sup>2</sup> Required SiriusXM Satellite Radio, NavTraffic and NavWeather subscriptions sold separately and are continuous until you call SiriusXM to cancel. Installation costs, one-time activation fee, other fees and taxes will apply. NavTraffic available in select markets. Satellite Radio U.S. service and NavWeather service available only to those 18 or older in the 48 contiguous states and D.C. Fees and programming subject to change. Subscriptions governed by Customer Agreement available at [siriusxm.com](http://siriusxm.com). ©2012 Sirius XM Radio Inc. Sirius, XM and all related marks and logos are trademarks of Sirius XM Radio Inc. <sup>3</sup> Availability of specific features is dependent upon the phone's Bluetooth® support. Please refer to your phone owner's manual for details. Bluetooth word mark and logos are owned by Bluetooth SIG, Inc., and any use of such marks by Infiniti is under license. <sup>4</sup> Never program while driving. GPS mapping may not be detailed in all areas or reflect current road regulations. <sup>5</sup> Parking aid/convenience feature. Cannot completely eliminate blind spots. May not detect every object and does not warn of moving objects. Always check surroundings before moving vehicle. Not a substitute for proper backing procedures. Always turn to check what is behind you before backing up. <sup>6</sup> The Rear Sonar System is a convenience, but not a substitute for proper parking procedures and/or backing procedures. Always check that it is safe to do so before moving forward or backing up. May not detect every object in front of or behind you. <sup>7</sup> Optional Intelligent Cruise Control is not a collision avoidance or warning device. For highway use only and not intended for congested areas or city driving. Will not brake automatically to a stop. Failure to apply the brakes could result in an accident. <sup>8</sup> Brake Assist with Preview is only an aid to assist the driver and is not a collision warning or avoidance device. It is the driver's responsibility to stay alert, drive safely, and be in control of the vehicle at all times. <sup>9</sup> The Advanced Climate Control System with Plasmacluster air purifier helps scrub the air in the vehicle's interior. The system senses exterior odors, suppresses unpleasant interior odors, stops the inflow of external odors and helps keep the cabin smelling fresh, but does not always eliminate odors. <sup>10</sup> 59.8 when equipped with Sport or Performance Tire and Wheel Package. <sup>11</sup> 2013 EPA Fuel Economy Estimates. Actual mileage may vary with driving conditions. Use for comparison only. <sup>12</sup> Vehicle shown may not reflect actual product. <sup>13</sup> Cargo and load capacity limited by weight and distribution. Always secure all cargo. <sup>14</sup> Covered by Infiniti's Limited Warranty on Genuine Infiniti Accessories for the longer of 12 months/12,000 miles (whichever is earlier) or the remaining period under the 4-year/60,000-mile Infiniti New Vehicle Limited Warranty. Terms and conditions apply. See Warranty Information Booklet for details. <sup>15</sup> R-Spec™ High-Friction Brake Pads are covered by the Genuine Infiniti Accessories Warranty, which excludes coverage for wear and tear and normal maintenance service and parts replacement (other terms and conditions apply, see warranty booklet for details). They are intended for high-performance driving and for driving conditions requiring added braking demand. Depending on your driving habits, you may experience increased brake dust and noise as well as faster wear of the brake pads and rotors, resulting in more frequent replacement of these components. These components are not covered by the new vehicle limited warranty. <sup>16</sup> Air bags are only a supplemental restraint system; always wear your seat belt. Even with the occupant-classification sensor, rear-facing child restraints should not be placed in the front-passenger's seat. Also, all children 12 and under should ride in the rear seat properly secured in child restraints, booster seats, or seat belts according to their size. Air bags will only inflate in certain accidents; see your owner's manual for more details. <sup>17</sup> VDC, which should remain on when driving except when freeing the vehicle from mud or snow, cannot prevent accidents due to abrupt steering, carelessness, or dangerous driving techniques. Always drive safely. <sup>18</sup> Tire Pressure Monitoring System is not a substitute for regular tire pressure checks.

Information Provided by: