



2013 INFINITI FX

Uncompromisingly brave.
Unconventionally thrilling.

Prepared Exclusively for:

Local Retailer:

2013 SPECIFICATIONS

INFINITI FX



FX37 FX37 AWD FX50 AWD

POWER

ENGINE

3.7-liter (3,696cc) 24-valve V6 engine, aluminum-alloy block and heads

5.0-liter (5,026cc) 32-valve V8, aluminum-alloy block and heads

VALVETRAIN

Double overhead camshaft (DOHC), 4 valves per cylinder with microfinished camshafts. Steel intake and exhaust valves. Continuously Variable Valve Timing Control System (CVTCS) optimizes opening of intake valves. Variable Valve Event and Lift (VVEL[®]) for intake valves improves performance, emissions and fuel efficiency

HORSEPOWER

325 hp @ 7,000 rpm¹

390 hp @ 6,500 rpm¹

TORQUE

267 lb-ft @ 5,200 rpm¹

369 lb-ft @ 4,400 rpm¹

TRANSMISSION

Electronically controlled 7-speed automatic with Adaptive Shift Control (ASC). Manual shift mode offers sequentially selectable manual gearshifts and Downshift Rev Matching (DRM)

Snow mode controls throttle response

DRIVE TYPE

Rear-wheel drive

Intelligent All-Wheel Drive

HANDLING

STEERING

Type Vehicle-speed-sensitive power steering

Turning diameter 36.7 feet

SUSPENSION

Front Independent, double-wishbone suspension, shock absorbers, stabilizer bar

Rear Independent, multi-link suspension, shock absorbers, stabilizer bar

Sport Package Continuous Damping Control (CDC[®]) with Auto and Sport modes and Rear Active Steer²

BRAKES

Front/Rear 12.6 x 1.3-inch ventilated discs/12.1 x 0.6-inch ventilated discs; 4-wheel, 4-channel ABS

Aluminum 4-piston opposed front calipers with 14.0 x 1.3-inch ventilated discs/2-piston opposed rear calipers with 13.8 x 0.8-inch ventilated discs; 4-wheel, 4-channel ABS

WHEELS AND TIRES

Standard 18 x 8.0-inch, split 5-spoke aluminum-alloy wheels with 265/60R18 all-season tires

20 x 8.0-inch, 5-spoke aluminum-alloy wheels with 265/50R20 all-season tires

21 x 9.5-inch, 6-spoke aluminum-alloy wheels with 265/45R21 all-season tires

Spare Temporary use, T175/90D18 (Steel wheel on FX37; alloy wheel on FX50)

	FX37	FX37 AWD	FX50 AWD
3.7-liter (3,696cc) 24-valve V6 engine, aluminum-alloy block and heads	•	•	
5.0-liter (5,026cc) 32-valve V8, aluminum-alloy block and heads			•
Double overhead camshaft (DOHC), 4 valves per cylinder with microfinished camshafts. Steel intake and exhaust valves. Continuously Variable Valve Timing Control System (CVTCS) optimizes opening of intake valves. Variable Valve Event and Lift (VVEL [®]) for intake valves improves performance, emissions and fuel efficiency	•	•	•
325 hp @ 7,000 rpm ¹	•	•	
390 hp @ 6,500 rpm ¹			•
267 lb-ft @ 5,200 rpm ¹	•	•	
369 lb-ft @ 4,400 rpm ¹			•
Electronically controlled 7-speed automatic with Adaptive Shift Control (ASC). Manual shift mode offers sequentially selectable manual gearshifts and Downshift Rev Matching (DRM)	•	•	•
Snow mode controls throttle response	•	•	•
Rear-wheel drive	•		
Intelligent All-Wheel Drive		•	•
Type Vehicle-speed-sensitive power steering	•	•	•
Turning diameter 36.7 feet	•	•	•
Front Independent, double-wishbone suspension, shock absorbers, stabilizer bar	•	•	•
Rear Independent, multi-link suspension, shock absorbers, stabilizer bar	•	•	•
Sport Package Continuous Damping Control (CDC [®]) with Auto and Sport modes and Rear Active Steer ²			◦
Front/Rear 12.6 x 1.3-inch ventilated discs/12.1 x 0.6-inch ventilated discs; 4-wheel, 4-channel ABS	•	•	
Aluminum 4-piston opposed front calipers with 14.0 x 1.3-inch ventilated discs/2-piston opposed rear calipers with 13.8 x 0.8-inch ventilated discs; 4-wheel, 4-channel ABS			•
Standard 18 x 8.0-inch, split 5-spoke aluminum-alloy wheels with 265/60R18 all-season tires	•	•	
20 x 8.0-inch, 5-spoke aluminum-alloy wheels with 265/50R20 all-season tires	◦	◦	
21 x 9.5-inch, 6-spoke aluminum-alloy wheels with 265/45R21 all-season tires			•
Spare Temporary use, T175/90D18 (Steel wheel on FX37; alloy wheel on FX50)	•	•	•

EXTERIOR

FX37 FX37 AWD FX50 AWD

FX37 FX37 AWD FX50 AWD

FEATURES

	FX37	FX37 AWD	FX50 AWD
Automatic-on/off High Intensity Discharge (HID) bi-functional xenon headlights	•	•	•
Adaptive Front Lighting System (AFS) with auto-leveling headlights	○	○	○
Integrated front fog lights	•	•	•
LED rear brake lights and center high-mounted stoplight (CHMSL)	•	•	•
Power sliding tinted glass moonroof with one-touch auto-open/close, tilt feature and sliding sunshade	•	•	•
Power rear liftgate	•	•	•
Electric liftgate closure assist	•	•	•
Aluminum roof rails	○	○	•
Integrated rear spoiler	•	•	•
UV-reducing solar glass	•	•	•
Rear privacy glass	•	•	•
Power folding, heated outside mirrors with courtesy lights	•	•	•
Outside mirrors with reverse tilt-down feature	○	○	•
Speed-sensitive flat-blade front windshield wipers	•	•	•
Rear window intermittent wiper and defroster with timer	•	•	•
Dual exhaust with polished tips	•	•	•
Side air vents	•	•	•

INTERIOR

FEATURES

	FX37	FX37 AWD	FX50 AWD
Intelligent Key with Illuminated Push Button Ignition	•	•	•
Dual Zone Automatic Temperature Control system	•	•	•
Advanced Climate Control System (ACCS) with auto recirculation, Plasmacluster™ air purifier and Grape Polyphenol Filter ³	•	•	•
Rear-seat heating and cooling vents in center console and ducts under front seats	•	•	•
Power windows with illuminated switches and front-window one-touch auto-up/down with auto-reverse feature	•	•	•
Power door locks with automatic locking feature	•	•	•
Retained accessory power for windows and moonroof	•	•	•
Sequential welcome lighting illuminated entry system and overhead ambient light	•	•	•
Front sun visors and illuminated vanity mirrors with extension	•	•	•
Overhead sunglasses storage	•	•	•
Dual overhead front map lights, rear-seat reading lights	•	•	•
Front seatback map pockets; front door pockets	•	•	•
Dual front and rear cup holders	•	•	•
Front center console with armrest, dual-level storage compartment and 12-volt power outlet	•	•	•
Battery saver helps prevent accidental discharging if electrical accessories are left on	•	•	•
Front and rear carpeted floor mats	•	•	•
Tonneau cover	○	○	•
Cargo net tie-down anchors in cargo area	•	•	•
Cargo net	○	○	•

SEATING AND TRIM

	FX37	FX37 AWD	FX50 AWD
Leather-appointed seating	•	•	•
Quilted leather-appointed seating	○	○	•
Heated front seats	•	•	•
Climate-controlled front seats	○	○	•
10-way power driver's seat, including 2-way power lumbar support	•	•	•
8-way power front-passenger's seat	•	•	•
Dual occupant memory system for driver's seat, outside mirrors and steering wheel, linked to individual Intelligent Keys	○	○	•
Entry/exit assist for driver's seat and steering wheel	○	○	•
Reclining rear seatbacks	•	•	•
60/40-split folding and reclining rear seatbacks, including remote fold-down releases in cargo area	•	•	•
Black lacquer interior trim	•	•	•
Maple interior accents	○	○	•
Leather-wrapped steering wheel and shift knob	•	•	•
Aluminum pedals	○	○	•
Stainless steel illuminated kick plates with Infiniti logo	•	•	•

AUDIO SYSTEM

	FX37	FX37 AWD	FX50 AWD
Bose® 11-speaker Premium Audio system, AM/FM/CD with MP3 playback capability, Radio Data System (RDS) and speed-sensitive volume control	•	•	•
Single in-dash CD player	•	•	•
Single in-dash CD/DVD player	○	○	•
Streaming audio via Bluetooth® wireless technology ⁴	○	○	•
USB connection port for iPod® interface and other compatible devices ⁵	•	•	•
SiriusXM Satellite Radio ⁶	•	•	•
Illuminated steering wheel-mounted audio controls	•	•	•

INSTRUMENTATION AND DRIVER CONTROLS

	FX37	FX37 AWD	FX50 AWD
Fine Vision electroluminescent gauges	•	•	•
Tilt and telescopic steering column	•	•	•
Power tilt and telescopic steering column	○	○	•
Bluetooth® Hands-free Phone System ⁴	•	•	•
Infiniti Controller for audio, climate-control, fuel economy, maintenance, and comfort and convenience features	•	•	•
7-inch color vehicle information display	•	•	•
Infiniti Hard Drive Navigation System with 8-inch WVGA color touch-screen display, Lane Guidance and 3-D building graphics ⁷ (deletes compass on inside mirror)	○	○	•
Infiniti Voice Recognition for audio, navigation and vehicle information systems	○	○	•
NavTraffic with Real-Time Traffic information ⁶	○	○	•
NavWeather with Real-Time Weather and 3-day forecast ⁶	○	○	•
Zagat Survey® Restaurant Guide	○	○	•
RearView Monitor ⁸	•	•	•
Around View® Monitor with Moving Object Detection and Front and Rear Sonar System ^{9,10}	○	○	•
Auto-dimming inside mirror with HomeLink® Universal Transceiver	•	•	•
Integrated digital compass on inside mirror	•	•	•
Cruise control with steering wheel-mounted switches	•	•	•
Analog clock	•	•	•

OPTIONS

FX37 FX37 AWD FX50 AWD

FX37 FX37 AWD FX50 AWD

PREMIUM PACKAGE

(Optional on FX37. Standard on FX50.)

Infiniti Hard Drive Navigation System with 8-inch WVGA color touch-screen display, Lane Guidance and 3-D building graphics* (deletes compass on inside mirror)

Infiniti Voice Recognition for audio, navigation, and vehicle information systems

NavTraffic with Real-Time Traffic information⁶

NavWeather with Real-Time Weather and 3-day forecast⁶

Zagat Survey[®] Restaurant Guide

Around View[®] Monitor with Moving Object Detection and Front and Rear Sonar System^{9,10}

Single in-dash CD/DVD player

Streaming audio via Bluetooth[®] wireless technology⁴

Dual occupant memory system for driver's seat, outside mirrors and steering wheel, linked to individual Intelligent Keys

Entry/exit assist for driver's seat and steering wheel

Outside mirror with reverse tilt-down feature

Power tilt and telescopic steering column

Aluminum roof rails

DELUXE TOURING PACKAGE

(Requires Premium Package.)

20 x 8.0-inch, 5-spoke aluminum-alloy wheels with 265/50R20 all-season tires (FX37 and FX37 AWD only)

Maple interior accents

Aluminum pedals

Tonneau cover

Quilted leather-appointed seats

Climate-controlled front seats

TECHNOLOGY PACKAGE

(Requires Deluxe Touring Package V6.)

Intelligent Cruise Control (Full-Speed Range)¹¹

Lane Departure Warning (LDW) and Lane Departure Prevention (LDP)¹²

Distance Control Assist (DCA)¹³

Intelligent Brake Assist (IBA) with Forward Collision Warning (FCW)^{14,15}

Front Pre-Crash Seat Belts

Rain-sensing front windshield wipers

Adaptive Front lighting System (AFS) with auto-leveling headlights

SPORT TECHNOLOGY PACKAGE

(Includes Technology Package content.)

Continuous Damping Control (CDC[®]) with Auto and Sport modes

Rear Active Steer²

Solid magnesium paddle shifters

Sport style front seats with thigh support

Driver's seat with power bolster adjustment (4-way)

Dark-tinted headlights, side air vents and lower door trim

	FX37	FX37 AWD	FX50 AWD
PREMIUM PACKAGE	○	○	●
DELUXE TOURING PACKAGE	○	○	●
TECHNOLOGY PACKAGE	○	○	
SPORT TECHNOLOGY PACKAGE			○

DIMENSIONS AND FIGURES

EXTERIOR

	FX37	FX37 AWD	FX50 AWD
Overall length (inches)	191.3	191.3	191.3
Overall width (inches)	75.9	75.9	75.9
Overall height with roof rack (inches)	66.1	66.1	66.1
Wheelbase (inches)	113.6	113.6	113.6
Track width (inches)—front	64.4	64.4	64.4
Track width (inches)—rear	64.6	64.6	64.6
Coefficient of drag	0.35	0.35	0.36

INTERIOR

	FX37	FX37 AWD	FX50 AWD
Headroom with moonroof (inches)—front	39.3	39.3	39.3
Headroom with moonroof (inches)—rear	38.5	38.5	38.5
Legroom (inches)—front	44.7	44.7	44.7
Legroom (inches)—rear	34.6	34.6	34.6
Shoulder room (inches)—front	57.3	57.3	57.3
Shoulder room (inches)—rear	57.4	57.4	57.4
Hip room (inches)—front	54.9	54.9	54.9
Hip room (inches)—rear	54.2	54.2	54.2

WEIGHT AND CAPACITY

	FX37	FX37 AWD	FX50 AWD
Passenger volume (cubic feet)	102.5	102.5	102.5
Cargo volume with rear seats upright (cubic feet)	24.8	24.8	24.8
Cargo volume with rear seats down (cubic feet)	62.0	62.0	62.0
Curb weight (lbs)	4,209	4,321	4,562
Weight distribution (percent)—front/rear	52/48	53/47	53/47
Fuel capacity (gallons)—Premium fuel recommended	23.8	23.8	23.8
EPA Estimated Fuel Economy (mpg) ¹⁶ (city/highway)	17/24	16/22	14/20
Towing capacity maximum (lbs) ¹⁷	N/A	2,000	3,500

● Standard ○ Available

FX37 LIMITED EDITION

Includes same features as Moonlight White FX37 AWD with Premium Package, plus exclusive:

- 21 x 9.5-inch 10-spoke graphite finish, aluminum-alloy wheels and 265/45R21 all-season performance tires
- Dark-tinted headlights
- Adaptive Front lighting System (AFS) with auto-leveling headlights
- Aluminum roof rails with graphite finish
- Roof rail crossbars with dark finish
- Aluminum pedals

This specification sheet is intended for general descriptive and informational purposes only. It is subject to change and does not constitute an offer, representation or warranty (express or implied) by Nissan North America, Inc. Interested parties should confirm the accuracy of any information in this brochure as it relates to a vehicle directly with Infiniti before relying on it to make a purchase decision. Nissan North America, Inc. reserves the right to make changes, at any time, without prior notice, in prices, colors, materials, equipment, specifications, and models and to discontinue models or equipment. Due to continuous product development and other pre- and post-production factors, actual vehicle, materials and specifications may vary from this brochure. Some vehicles shown with optional equipment. See the actual vehicle for complete accuracy. Availability and delivery times for particular models or equipment may vary. Specifications, options and accessories may differ in Hawaii, U.S. territories and other countries. For additional information on availability, options or accessories, see your Infiniti retailer or contact Nissan North America, Inc.

Infiniti has taken care to ensure that the color swatches presented here are the closest possible representations of actual vehicle colors. Swatches may vary slightly due to the printing process and whether viewed in daylight, fluorescent or incandescent light. Please see the actual colors at your local Infiniti retailer.

EXTERIOR COLORS



MOONLIGHT WHITE
(QAA)



LIQUID PLATINUM
(K23)



GRAPHITE SHADOW
(KAD)



IRIDIUM BLUE
(RAY)



UMBRIA TWILIGHT
(JAA)



MALBEC BLACK
(GAC)




MIDNIGHT MOCHA
(NAE)




BLACK OBSIDIAN
(KH3)


INTERIOR UPHOLSTERY/TRIM




WHEAT LEATHER/
BLACK LACQUER




WHEAT LEATHER/
MAPLE ACCENTS



GRAPHITE LEATHER/
BLACK LACQUER



GRAPHITE LEATHER/
MAPLE ACCENTS



JAVA LEATHER/
MAPLE ACCENTS

COLOR

REFINED TO TRANSFORM CHARACTER.

Beyond being visually appealing, Infiniti color is designed to create energy and elicit emotion.

Creating hues that change in response to light and angle, offering a new, intriguing look every time a vehicle is seen to create a more lasting allure. Or matching exterior and interior colors to reflect the distinctive energy and mood of the seasons. These are just two ways Infiniti designs color to evoke feeling, express character, and shape the emotional essence of a vehicle.

GENUINE INFINITI ACCESSORIES

Stainless steel rear >
bumper protector



Cargo organizer >
Tonneau cover >



Genuine Infiniti Accessories are crafted with the same exacting standards as the rest of the vehicle. With a wide array of quality products designed to integrate seamlessly, from a sporty aerodynamic kit to stylish stainless steel illuminated kick plates, you can be assured of a custom fit and finish. Color-matched for consistency, and built to Infiniti's exacting standards, you can enjoy the sense of confidence that results from a stringent inspection and testing process.

InfinitiUSA.com/accessories

Infiniti also offers a wide range of luxury apparel, lifestyle and other items which can give every day the touch of inspired performance.

InfinitiLifestyle.com

Nella tumbler >





- < Hatch tent
- < Dual DVD head restraint monitors



- < Stainless steel illuminated kick plates
- < Cargo area protector



- < Splash guards (4-piece set)
- < Hitch ball mount (class II)
- < Cargo net



Splash guards, moonroof wind deflector and roof rail crossbars

- Also available:
- Carpeted floor mats
 - All-season floor mats
 - License plate frames
 - Vehicle cover
 - Vehicle cover cable lock
 - Wheel locks
 - Hitch ball (class II)
 - 4-pin tow harness kit
 - Emergency road kit
 - First-aid kit
 - Air bag anti-theft bolts
 - Seat belt extender
 - Infiniti valve stem caps
 - Infiniti chrome license plate frame and valve stem caps package

• Genuine Infiniti Accessories are covered by a 4-year/60,000-mile limited warranty when installed at the time of new vehicle purchase¹⁸ • Finance Genuine Infiniti Accessories when you finance your vehicle • Custom-fit, custom-designed and durability-tested to meet Infiniti standards

Safety



Infiniti Safety Shield[®] is our comprehensive approach to safety. It includes rigorous crash testing, over 50 standard safety features on every vehicle and available advanced safety technologies. Infiniti Safety Shield[®] is designed and developed into every vehicle we build to help protect you and your passengers.

Infiniti Advanced Air Bag System (AABS)¹⁹ Infiniti Advanced Air Bag System (AABS) includes dual-stage front supplemental air bags with seat belt sensors and an occupant-classification sensor. Air bag inflation rate is adjusted depending on crash severity and seat belt usage. If the front-passenger's seat is empty, a sensor will deactivate the front-passenger air bag.

Front Seat-mounted Side-impact Supplemental Air Bags¹⁹ These air bags are placed in the front seat side bolsters so they can move with the seat to help maintain optimal positioning.

Roof-mounted Curtain Side-impact Supplemental Air Bags¹⁹ Deployed from the headliner above the side windows, they help give outboard occupants enhanced head protection in the case of a side impact or rollover. Tied to the vehicle's rollover and side-impact sensors, they are designed to offer added protection by staying inflated for an extended time.

Electronic Brake force Distribution (EBD) To help optimize braking performance for a variety of vehicle loads, EBD adjusts the amount of brake force applied to the front and rear wheels for improved braking performance, reduced front-end "dive" during braking and more even brake wear. Infiniti's Electronic Brake force Distribution (EBD) system detects vehicle-load conditions, such as passengers and luggage, and distributes additional brake pressure to the rear brakes as needed.

4-wheel Anti-lock Braking System (ABS) The large, 4-wheel ventilated disc brakes include a 4-wheel, 4-channel Anti-lock Braking System (ABS) to help the driver maintain steering control while braking.

Brake Assist (BA) In emergency braking situations, some drivers may not brake hard enough, soon enough. Brake Assist monitors how you apply the brakes, and sensing emergency braking, works with the standard ABS system to apply maximum brake pressure for potentially shorter stops.

Intelligent Brake Assist (IBA)¹⁴ This available active safety feature continuously monitors and analyzes closing speeds to a vehicle ahead. If the driver does not adequately respond to the Forward Collision Warning and a collision cannot be avoided, IBA will automatically engage the brakes to help reduce collision speed and impact, helping to mitigate the consequences of the accident.

Traction Control System (TCS) To help enhance grip when accelerating, the Infiniti FX's Traction Control System senses wheel-spin and automatically reduces engine output and/or brakes the spinning wheel to help improve traction.

Vehicle Dynamic Control (VDC)²⁰ Acting in tandem with the Traction Control System, VDC compares actual vehicle cornering performance to the driver's input, adjusting engine power and/or applying appropriate brake pressure to individual wheels to help correct oversteer or understeer, helping keep the vehicle on the steered path.

snug-kids[™] Snug Kids[®] The first venture of its kind, Snug Kids is our online guide to selecting and correctly installing a child restraint seat for your Infiniti automobile. Our safety engineers evaluated numerous child restraint seats, installing them in every Infiniti car and SUV. Visit InfinitiUSA.com/snugkids to view or download the results.

Additional Safety Features:

- Front-seat Active Head Restraints (AHR)
- Front seat belts with pretensioners and load limiters, driver's seat Emergency Locking Retractor (ELR) and passenger's seat ELR and Automatic Locking Retractor (ALR)
- Second-row 3-point seat belts with ELR and ALR
- Zone Body construction with reinforced passenger compartment and front and rear crumple zones
- LATCH System (Lower Anchors and Tethers for Children) helps simplify proper installation of compatible child restraint seats
- Tire Pressure Monitoring System (TPMS) provides specific information for each tire and low pressure warning²¹
- Remote keyless entry system with selective unlocking of driver's door or all doors
- Emergency inside trunk release
- Infiniti Vehicle Immobilizer System embeds an encoded transponder chip into the Infiniti Intelligent Key. The engine control computer will not allow the engine to start without the correct key and transponder
- Vehicle Security System
- Remote power-opening of windows; closing via key in exterior door lock

¹ Estimated figures. Real numbers may vary. ² Rear Active Steer cannot prevent accidents caused by abrupt steering, carelessness, or dangerous driving techniques. Always drive safely. ³ The Advanced Climate Control System with Plasmacluster air purifier helps scrub the air in the vehicle's interior. The system senses exterior odors, suppresses unpleasant interior odors, stops the inflow of external odors and helps keep the cabin smelling fresh, but does not always eliminate odors. ⁴ Availability of specific features is dependent upon the phone's Bluetooth[®] support. Please refer to your phone owner's manual for details. Bluetooth word mark and logos are owned by Bluetooth SIG, Inc., and any use of such marks by Infiniti is under license. ⁵ Always give your full attention to driving. Avoid operating your iPod[®] in such a way that you can be distracted during vehicle operation. See retailers for details. iPod[®] is a registered trademark of Apple, Inc. All rights reserved. iPod not included. ⁶ Required SiriusXM Satellite Radio, NavTraffic and NavWeather subscriptions sold separately and are continuous until you call SiriusXM to cancel. Installation costs, one-time activation fee, other fees and taxes will apply. NavTraffic available in select markets. Satellite Radio U.S. service and NavWeather service available only to those 18 or older in the 48 contiguous states and D.C. Fees and programming subject to change. Subscriptions governed by Customer Agreement available at siriusxm.com. ©2012 Sirius XM Radio Inc. Sirius, XM and all related marks and logos are trademarks of Sirius XM Radio Inc. ⁷ Never program while driving. GPS mapping may not be detailed in all areas or reflect current road regulations. ⁸ Parking aid/convenience feature. Cannot completely eliminate blind spots. May not detect every object and does not warn of moving objects. Always check surroundings before moving vehicle. Not a substitute for proper backing procedures. Always turn to check what is behind you before backing up. ⁹ AVM with MOD cannot completely eliminate blind spots and may not detect every object. MOD operates at vehicle speeds below 5 mph. Always check surroundings before moving vehicle. Not a substitute for proper backing procedures. Always turn to check what is behind you before backing up. ¹⁰ The Front and Rear Sonar System is a convenience, but not a substitute for proper parking procedures and/or backing procedures. Always check that it is safe to do so before moving forward or backing up. May not detect every object in front of or behind you. ¹¹ Intelligent Cruise Control (Full-Speed Range) is not a collision avoidance system or warning device. Designed to use limited braking. Failure to apply the brakes could result in an accident. ¹² The Lane Departure Warning/Lane Departure Prevention systems operate above approximately 45 mph and only when the lane markings are clearly visible on the road. They will not prevent loss of control. Refer to your owner's manual for more details. ¹³ Distance Control Assist helps maintain a distance to the vehicle in front under certain conditions. Not a collision avoidance system. Failure to apply the brakes could result in an accident. ¹⁴ IBA is not a collision avoidance system. It may not provide warning or braking in certain conditions. Never rely solely on IBA. ¹⁵ FCW cannot prevent accidents due to carelessness or dangerous driving techniques. Always drive safely. ¹⁶ 2013 EPA Fuel Economy Estimates. Actual mileage may vary with driving conditions. Use for comparison only. ¹⁷ When towing at or near Maximum Trailer Weight, the allowable vehicle cargo and/or number of passengers is reduced because it is necessary to stay below the Gross Combined Weight Rating and the Gross Axle Weight Rating. If the vehicle has cargo and passengers, the allowable Maximum Trailer Weight is reduced. See your Towing Guide and owner's manual for proper use. ¹⁸ Covered by Infiniti's Limited Warranty on Genuine Infiniti Accessories for the longer of 12 months/12,000 miles (whichever is earlier) or the remaining period under the 4-year/60,000-mile Infiniti New Vehicle Limited Warranty. Terms and conditions apply. See Warranty Information Booklet for details. ¹⁹ Air bags are only a supplemental restraint system; always wear your seat belt. Even with the occupant-classification sensor, rear-facing child restraints should not be placed in the front-passenger's seat. Also, all children 12 and under should ride in the rear seat properly secured in child restraints, booster seats, or seat belts according to their size. Air bags will only inflate in certain accidents; see your owner's manual for more details. ²⁰ VDC, which should remain on when driving except when freeing the vehicle from mud or snow, cannot prevent accidents due to abrupt steering, carelessness, or dangerous driving techniques. Always drive safely. ²¹ Tire Pressure Monitoring System is not a substitute for regular tire pressure checks.