



INFINITI EX

Experience the intimacy of a unique
and personal expression.

Prepared Exclusively for:

Local Retailer:

2013 SPECIFICATIONS

INFINITI EX



		EX37	EX37 AWD	EX37 Journey	EX37 Journey AWD
POWER					
ENGINE					
3.7-liter (3,696cc) 24-valve V6, aluminum-alloy block and heads		•	•	•	•
VALVETRAIN					
Double overhead camshaft (DOHC), 4 valves per cylinder with microfinished camshafts. Continuously Variable Valve Timing Control System (CVTCS) optimizes opening of intake valves. Variable Valve Event and Lift (VVEL®) for intake valves improves performance, emissions and fuel efficiency		•	•	•	•
INTAKE					
High-flow tuned induction system		•	•	•	•
HORSEPOWER					
325 hp @ 7,000 rpm ¹		•	•	•	•
TORQUE					
267 lb-ft @ 5,200 rpm ¹		•	•	•	•
TRANSMISSION					
Electronically controlled 7-speed automatic with Adaptive Shift Control. Manual shift mode offers sequentially selectable manual gearshifts and Downshift Rev Matching		•	•	•	•
Snow mode helps driver control throttle response		•	•	•	•
DRIVE TYPE					
Rear-wheel drive		•		•	
Intelligent All-Wheel Drive (AWD)			•		•
HANDLING					
STEERING					
Type	Vehicle-speed-sensitive power steering	•	•	•	•
Turning diameter	34.8 feet	•		•	
	36.0 feet		•		•
SUSPENSION					
Front	Independent, double-wishbone with coil springs over shock absorbers, stabilizer bar	•	•	•	•
Rear	Independent, multi-link with coil springs over shock absorbers, stabilizer bar	•	•	•	•
BRAKES					
Front/Rear	12.6 x 1.3-inch ventilated discs/12.1 x 0.6-inch discs; 4-wheel, 4-channel ABS	•	•	•	•
WHEELS AND TIRES					
Standard	18 x 8.0-inch, 8-spoke aluminum-alloy wheels with 225/55R18 all-season tires	•	•	•	•
Deluxe Touring Package	19 x 8.5-inch, split 5-spoke aluminum-alloy wheels with 245/45R19 all-season tires			○	○
Spare tire	Temporary use	•	•	•	•

EXTERIOR

FEATURES

	EX37	EX37 AWD	EX37 Journey	EX37 Journey AWD
Automatic on/off headlights	•	•	•	•
Integrated front fog lights	•	•	•	•
LED rear brake lights and center high-mounted stoplight	•	•	•	•
Power sliding tinted glass moonroof with one-touch auto-open/close, tilt feature and sliding sunshade			•	•
Aluminum roof rails			○	○
Integrated rear spoiler	•	•	•	•
UV-reducing solar glass	•	•	•	•
Power adjustable, heated outside mirrors with courtesy light under driver's mirror	•	•	•	•
Outside mirrors with reverse tilt-down feature			○	○
Speed-sensitive flat-blade front windshield wipers	•	•	•	•
Rear window intermittent wiper	•	•	•	•
Stainless steel front doorsill plates	•	•	•	•
Rear doors open a full 80 degrees for easier rear-seat entry and exit	•	•	•	•
Rear window defroster with indicator light and timer	•	•	•	•
Dual exhaust with polished finishers	•	•	•	•

INTERIOR

FEATURES

	EX37	EX37 AWD	EX37 Journey	EX37 Journey AWD
Infiniti Intelligent Key with Illuminated Push Button Ignition	•	•	•	•
Dual Zone Automatic Temperature Control system	•	•	•	•
Advanced Climate Control System with auto-recirculation, Plasmacluster® air purifier and Grape Polyphenol Filter ²			○	○
Rear-seat heating and cooling vents in center console and ducts under front seats	•	•	•	•
Power windows with illuminated switches and front-window one-touch auto-up/down with auto-reverse feature	•	•	•	•
Power door locks with automatic locking feature	•	•	•	•
Retained accessory power for windows and moonroof	•	•	•	•
Sequential welcome lighting illuminated entry system and overhead ambient light	•	•	•	•
Front sun visors with illuminated vanity mirrors and extensions	•	•	•	•
Coat hanger on driver's head restraint			○	○
Overhead sunglasses storage	•	•	•	•
Dual overhead front map lights, rear-seat reading lights	•	•	•	•
Front seatback map pockets	•	•	•	•
Dual front and rear cup holders	•	•	•	•
Front center console with armrest, dual-level storage compartment and 12-volt power outlet	•	•	•	•
Front and rear carpeted floor mats	•	•	•	•
Cargo net tie-down anchors in cargo area	•	•	•	•

SEATING AND TRIM

	EX37	EX37 AWD	EX37 Journey	EX37 Journey AWD
Leather-appointed seating	•	•	•	•
8-way power driver's seat with adjustable lumbar support	•	•	•	•
4-way power front-passenger's seat	•	•	•	•
Dual-occupant memory system for driver's seat, steering wheel and outside mirrors, linked to individual Intelligent Keys			○	○
Entry/exit assist for driver's seat and steering wheel			○	○
Heated front seats		•	•	•
60/40-split folding rear seatbacks	•	•	•	•
Power up-folding 2nd-row seats			○	○
Black lacquer and aluminum interior trim	•	•		
Maple interior accents			•	•
Leather-wrapped steering wheel and shift knob	•	•	•	•

AUDIO SYSTEM

	EX37	EX37 AWD	EX37 Journey	EX37 Journey AWD
6-speaker audio system, including AM/FM/CD with MP3 playback capability, Radio Data System (RDS) and speed-sensitive volume control	•	•	•	•
Bose® 11-speaker Premium Audio system, including AM/FM/CD/DVD with MP3 playback capability, Radio Data System (RDS) and speed-sensitive volume control			○	○
Single in-dash CD/DVD player	•	•	•	•
Streaming audio via Bluetooth® wireless technology ³			○	○
USB connection port for iPod® interface and other compatible devices ⁴	•	•	•	•
SiriusXM Satellite Radio ⁵	•	•	•	•
Illuminated steering wheel-mounted audio controls	•	•	•	•

INSTRUMENTATION AND DRIVER CONTROLS

	EX37	EX37 AWD	EX37 Journey	EX37 Journey AWD
Fine Vision electroluminescent gauges	•	•	•	•
Tilt and telescopic steering column	•	•		
Power tilt and telescopic steering column			•	•
Bluetooth® Hands-free Phone System ³			•	•
Infiniti Controller for audio, climate control, fuel economy, maintenance, and comfort and convenience features	•	•	•	•
7-inch color vehicle information display	•	•	•	•
Infiniti Hard Drive Navigation System with touch-screen display, Lane Guidance and 3-D building graphics ⁶			○	○
Infiniti Voice Recognition for audio, navigation and vehicle information systems			○	○
NavTraffic with Real-Time Traffic information ⁵			○	○
NavWeather with Real-Time Weather and 3-day forecast ⁵			○	○
Zagat Survey® Restaurant Guide			○	○
RearView Monitor ⁷	•	•	•	•
Around View® Monitor with Front and Rear Sonar System ^{7,8}			○	○
Auto-dimming inside mirror with HomeLink® Universal Transceiver			•	•
Cruise control with steering wheel-mounted switches	•	•	•	•
Analog clock	•	•	•	•
Distance Control Assist (DCA) ⁹			○	○
Intelligent Cruise Control (Full-Speed Range) ¹⁰			○	○



OPTIONS

PREMIUM PACKAGE

- Infiniti Hard Drive Navigation System with touch-screen display, Lane Guidance and 3-D building graphics⁴
- Infiniti Voice Recognition for audio, navigation, and vehicle information systems
- NavTraffic with Real-Time Traffic information⁵
- NavWeather with Real-Time Weather and 3-day forecast⁵
- Zagat Survey[®] Restaurant Guide
- Around View[®] Monitor with Front and Rear Sonar System^{7,8}
- Bose[®] 11-speaker Premium Audio system, including AM/FM/CD/DVD with MP3 playback capability, Radio Data System (RDS) and speed-sensitive volume control
- Streaming audio via Bluetooth[®] wireless technology³
- Advanced Climate Control System with auto-recirculation, Plasmacluster[®] air purifier and Grape Polyphenol Filter²
- Aluminum roof rails

DELUXE TOURING PACKAGE

(Requires Premium Package.)

- 19 x 8.5-inch, split 5-spoke aluminum-alloy wheels with 245/45R19 all-season tires
- Adaptive Front lighting System (AFS) with High Intensity Discharge (HID) xenon auto-leveling headlights
- Dual-occupant memory system for driver's seat, steering wheel and outside mirrors, linked to individual Intelligent Keys
- Entry/exit assist for driver's seat and steering wheel
- Outside mirrors with reverse tilt-down feature
- 2-way driver's seat power lumbar support
- Coat hanger on driver's head restraint
- 8-way power front-passenger's seat
- Power up-folding 2nd-row seats
- Premium stitching on meter hood

TECHNOLOGY PACKAGE

(Requires Deluxe Touring Package.)

- Intelligent Cruise Control (Full-Speed Range)¹⁰
- Lane Departure Warning (LDW) and Lane Departure Prevention (LDP)¹¹
- Distance Control Assist (DCA)⁹
- Intelligent Brake Assist (IBA) with Forward Collision Warning (FCW)^{12,13}
- Blind Spot Warning (BSW)¹⁴

EX37 EX37 EX37 EX37
AWD AWD Journey Journey
AWD AWD

DIMENSIONS AND FIGURES

EXTERIOR

Overall length (inches)	182.3	182.3	182.3	182.3
Overall width (inches)	71.0	71.0	71.0	71.0
Overall height without roof rails (inches)	61.9	61.9	61.9	61.9
Overall height with roof rails (inches)			62.6	62.6
Wheelbase (inches)	110.2	110.2	110.2	110.2
Track width (inches)—front	62.7	62.7	62.7	62.7
Track width (inches)—rear	64.6	64.6	64.6	64.6
Coefficient of drag	0.32	0.32	0.32	0.32

INTERIOR

Headroom with moonroof (inches)—front			38.7	38.7
Headroom with moonroof (inches)—rear			37.7	37.7
Headroom without moonroof (inches)—front	40.5	40.5		
Headroom without moonroof (inches)—rear	38.4	38.4		
Legroom (inches)—front	44.3	44.3	44.3	44.3
Legroom (inches)—rear	28.5	28.5	28.5	28.5
Shoulder room (inches)—front	54.8	54.8	54.8	54.8
Shoulder room (inches)—rear	55.1	55.1	55.1	55.1
Hip room (inches)—front	52.9	52.9	52.9	52.9
Hip room (inches)—rear	50.0	50.0	50.0	50.0


WEIGHT AND CAPACITY

Passenger volume (cubic feet)	91.7	91.7	88.5	88.5
Cargo volume (cubic feet) ¹⁵	18.6	18.6	18.6	18.6
Curb weight (lbs)	3,790	3,987	3,819	4,017
Weight distribution (percent)—front/rear	53/47	54/46	53/47	54/46
Fuel capacity (gallons)	20.0	20.0	20.0	20.0
EPA Estimated Fuel Economy (mpg) ¹⁶ (city/highway)	17/25	17/24	17/25	17/24

This specification sheet is intended for general descriptive and informational purposes only. It is subject to change and does not constitute an offer, representation or warranty (express or implied) by Nissan North America, Inc. Interested parties should confirm the accuracy of any information in this brochure as it relates to a vehicle directly with Infiniti before relying on it to make a purchase decision. Nissan North America, Inc. reserves the right to make changes, at any time, without prior notice, in prices, colors, materials, equipment, specifications, and models and to discontinue models or equipment. Due to continuous product development and other pre- and post-production factors, actual vehicle, materials and specifications may vary from this brochure. Some vehicles shown with optional equipment. See the actual vehicle for complete accuracy. Availability and delivery times for particular models or equipment may vary. Specifications, options and accessories may differ in Hawaii, U.S. territories and other countries. For additional information on availability, options or accessories, see your Infiniti retailer or contact Nissan North America, Inc.

Infiniti has taken care to ensure that the color swatches presented here are the closest possible representations of actual vehicle colors. Swatches may vary slightly due to the printing process and whether viewed in daylight, fluorescent or incandescent light. Please see the actual colors at your local Infiniti retailer.


EXTERIOR COLORS



MOONLIGHT WHITE
(QAA)



LIQUID PLATINUM
(K23)



GRAPHITE SHADOW
(KAD)



MIDNIGHT GARNET
(NAB)




MALBEC BLACK
(GAC)




BLACK OBSIDIAN
(KH3)


INTERIOR UPHOLSTERY/TRIM



WHEAT LEATHER/
BLACK LACQUER WITH
ALUMINUM



WHEAT LEATHER/
MAPLE INTERIOR
ACCENTS




CHESTNUT LEATHER/
BLACK LACQUER WITH
ALUMINUM



CHESTNUT LEATHER/
MAPLE INTERIOR
ACCENTS



GRAPHITE LEATHER/
BLACK LACQUER WITH
ALUMINUM



GRAPHITE LEATHER/
MAPLE INTERIOR
ACCENTS

COLOR

REFINED TO TRANSFORM CHARACTER.

Beyond being visually appealing, Infiniti color is designed to create energy and elicit emotion.

Creating hues that change in response to light and angle, offering a new, intriguing look every time a vehicle is seen to create a more lasting allure. Or matching exterior and interior colors to reflect the distinctive energy and mood of the seasons. These are just two ways Infiniti designs color to evoke feeling, express character, and shape the emotional essence of a vehicle.

GENUINE INFINITI ACCESSORIES

Cargo area protector >



Tonneau cover >



Genuine Infiniti Accessories are crafted with the same exacting standards as the rest of the vehicle. With a wide array of quality products designed to integrate seamlessly, from versatile roof rail crossbars to stylish stainless steel illuminated kick plates, you can be assured of a custom fit and finish. Color-matched for consistency, and built to Infiniti's exacting standards, you can enjoy the sense of confidence that results from a stringent inspection and testing process.

InfinitiUSA.com/accessories

Infiniti also offers a wide range of luxury apparel, lifestyle and other items which can give every day the touch of inspired performance.

InfinitiLifestyle.com

Nella tumbler >





< Vehicle cover



< Stainless steel illuminated kick plates

< Stainless steel rear bumper protector



< Roof rail crossbars

< Splash guards (4-piece set)



Roof rail crossbars, moonroof wind deflector, hood protector

- Also available:
- Aerodynamic kit
 - Vehicle cover cable lock
 - Wheel locks
 - Carpeted floor mats
 - License plate frames
 - Emergency road kit
 - First aid kit
 - Air bag anti-theft bolts
 - Infiniti valve stem caps
 - Touch-up paint
 - All-season floor mats
 - Infiniti chrome license plate frame and valve stem caps package

• Genuine Infiniti Accessories are covered by a 4-year/60,000-mile limited warranty when installed at the time of new vehicle purchase¹⁷ • Finance Genuine Infiniti Accessories when you finance your vehicle • Custom-fit, custom-designed and durability-tested to meet Infiniti standards



Safety



Infiniti Safety Shield® is our comprehensive approach to safety. It includes rigorous crash testing, over 50 standard safety features on every vehicle and available advanced safety technologies. Infiniti Safety Shield® is designed and developed into every vehicle we build to help protect you and your passengers.

Infiniti Advanced Air Bag System (AABS)¹⁸ Infiniti Advanced Air Bag System (AABS) includes dual-stage front supplemental air bags with seat belt sensors and an occupant-classification sensor. Air bag inflation rate is adjusted depending on crash severity and seat belt usage. If the front-passenger's seat is empty, a sensor will deactivate the front-passenger air bag.

Front Seat-mounted Side-impact Supplemental Air Bags¹⁸ These air bags are placed in the front seat side bolsters so they can move with the seat to help maintain optimal positioning.

Roof-mounted Curtain Side-impact Supplemental Air Bags¹⁸ Tied into the side-impact sensors, these air bags help give outboard occupants enhanced head protection in the case of a side impact.

Electronic Brake force Distribution (EBD) To help optimize braking performance for a variety of vehicle loads, EBD adjusts the amount of brake force applied to the rear wheels for improved braking performance, reduced front-end "dive" during braking and more even brake wear.

Brake Assist (BA) In emergency braking situations, some drivers may not brake hard enough, soon enough. Brake Assist monitors how you apply the brakes, and sensing emergency braking, works with the standard ABS system to apply maximum brake pressure for potentially shorter stops.

Intelligent Brake Assist (IBA)¹² This available active safety feature continuously monitors and analyzes closing speeds to a vehicle ahead. If the driver does not adequately respond to the Forward Collision Warning and a collision cannot be avoided, IBA will automatically engage the brakes to help reduce collision speed and impact, helping to mitigate the consequences of the accident.

Forward Collision Warning (FCW)¹³ Using the EX's radar range-finder, this available feature helps alert the driver of an imminent collision by providing a visual and an audible warning.

Blind Spot Warning (BSW)¹⁴ Blind Spot Warning helps alert the driver, when attempting to change lanes, to the presence of a detected vehicle in the blind-spot area. An indicator light illuminates, followed by an audible warning if the driver engages the turn signal.

Lane Departure Warning (LDW) and Lane Departure Prevention (LDP)¹¹ LDW sounds an audible warning when you start to drift out of your lane and LDP selectively applies the brakes to help ease you back between the lines.

Traction Control System (TCS) To help enhance grip when accelerating, the Traction Control System senses wheelspin and automatically reduces engine output and/or brakes the spinning wheel to help improve traction.

Vehicle Dynamic Control (VDC)¹⁹ Acting in tandem with the Traction Control System, VDC compares actual vehicle cornering performance to the driver's input, adjusting engine power and/or applying appropriate brake pressure to individual wheels to help correct oversteer or understeer, helping keep the vehicle on the steered path.

snug:kids™ Snug Kids® The first venture of its kind, Snug Kids is our online guide to selecting and correctly installing a child restraint seat for your Infiniti automobile. Our safety engineers evaluated numerous child restraint seats, installing them in every Infiniti car and SUV. Visit InfinitiUSA.com/snugkids to view or download the results.

Additional Safety Features:

- Front-seat Active Head Restraints (AHR)
- 3-point height adjustable front seat belts with pretensioners and load limiters, driver's seat Emergency Locking Retractor (ELR) and passenger's seat ELR and Automatic Locking Retractor (ALR)
- Second-row 3-point seat belts with ELR and ALR
- Zone Body construction with reinforced passenger compartment and front and rear crumple zones
- LATCH System (Lower Anchors and Tethers for Children) helps simplify proper installation of compatible child restraint seats
- Tire Pressure Monitoring System (TPMS)²⁰
- Slide-away brake pedal assembly
- Remote keyless entry system with selective unlocking of driver's door or all doors
- Infiniti Vehicle Immobilizer System embeds an encoded transponder chip into the Infiniti Intelligent Key. The engine control computer will not allow the engine to start without the correct key and transponder
- Vehicle Security System
- Remote power-opening of windows; closing via key in exterior door lock
- HomeLink® Universal Transceiver offers control for compatible garage doors and home security systems

¹ Estimated figures. Real numbers may vary. ² The Advanced Climate Control System with Plasmacluster® air purifier helps scrub the air in the vehicle's interior. The system senses exterior odors, suppresses unpleasant interior odors, stops the inflow of external odors and helps keep the cabin smelling fresh, but does not always eliminate odors. ³ Availability of specific features is dependent upon the phone's Bluetooth® support. Please refer to your phone owner's manual for details. Bluetooth word mark and logos are owned by Bluetooth SIG, Inc., and any use of such marks by Infiniti is under license. ⁴ Always give your full attention to driving. Avoid operating your iPod® in such a way that you can be distracted during vehicle operation. See Retailer for details. iPod is a registered trademark of Apple, Inc. All rights reserved. iPod® not included. ⁵ Required SiriusXM Satellite Radio, NavTraffic and NavWeather subscriptions sold separately and are continuous until you call SiriusXM to cancel. Installation costs, one-time activation fee, other fees and taxes will apply. NavTraffic available in select markets. Satellite Radio U.S. service and NavWeather service available only to those 18 or older in the 48 contiguous states and D.C. Fees and programming subject to change. Subscriptions governed by Customer Agreement available at siriusxm.com. ©2012 Sirius XM Radio Inc. Sirius, XM and all related marks and logos are trademarks of Sirius XM Radio Inc. ⁶ Never program while driving. GPS mapping may not be detailed in all areas or reflect current road regulations. ⁷ Parking aid/convenience feature. Cannot completely eliminate blind spots. May not detect every object and does not warn of moving objects. Always check surroundings before moving vehicle. Not a substitute for proper backing procedures. Always turn to check what is behind you before backing up. ⁸ The Front and Rear Sonar System is a convenience, but not a substitute for proper parking procedures and/or backing procedures. Always check that it is safe to do so before moving forward or backing up. May not detect every object in front of or behind you. ⁹ Distance Control Assist helps maintain a distance to the vehicle in front under certain conditions. Not a collision avoidance system. Failure to apply the brakes could result in an accident. ¹⁰ Intelligent Cruise Control (Full-Speed Range) is not a collision avoidance system or warning device. Designed to use limited braking. Failure to apply the brakes could result in an accident. ¹¹ The Lane Departure Warning/Lane Departure Prevention systems operate above approximately 45 mph and only when the lane markings are clearly visible on the road. Will not prevent loss of control. Refer to your owner's manual for more information. ¹² IBA is not a collision avoidance system. It may not provide warning or braking in certain conditions. Never rely solely on IBA. ¹³ FCW cannot prevent accidents due to carelessness or dangerous driving techniques. Always drive safely. ¹⁴ The Blind Spot Warning System is not a substitute for proper lane change procedures. The system will not prevent contact with other vehicles or accidents due to careless or dangerous driving techniques or detect every vehicle or object around you. ¹⁵ Cargo and load capacity limited by weight and distribution. Always secure all cargo. ¹⁶ 2013 EPA Fuel Economy Estimates. Actual mileage may vary with driving conditions. Use for comparison only. ¹⁷ Covered by Infiniti's Limited Warranty on Genuine Infiniti Accessories for the longer of 12 months/12,000 miles (whichever is earlier) or the remaining period under the 4-year/60,000-mile Infiniti New Vehicle Limited Warranty. Terms and conditions apply. See Warranty Information Booklet for details. ¹⁸ Air bags are only a supplemental restraint system; always wear your seat belt. Even with the occupant-classification sensor, rear-facing child restraints should not be placed in the front-passenger's seat. Also, all children 12 and under should ride in the rear seat properly secured in child restraints, booster seats, or seat belts according to their size. Air bags will only inflate in certain accidents; see your owner's manual for more details. ¹⁹ VDC, which should remain on when driving except when freeing the vehicle from mud or snow, cannot prevent accidents due to abrupt steering, carelessness, or dangerous driving techniques. Always drive safely. ²⁰ Tire Pressure Monitoring System is not a substitute for regular tire pressure checks.

Information Provided by:

HomeLink is a registered trademark of Johnson Controls, Inc. Plasmacluster is a trademark of Sharp Corporation. Bose is a registered trademark of the Bose Corporation. Bluetooth is a registered trademark of the Bluetooth SIG, Inc. Zagat Survey is a registered trademark of Zagat Survey, LLC. Always wear your seat belt, and please don't drink and drive. ©2012 INFINITI. Reorder #135021 (6/12, 65,700, CG)