

Phantom Coupé
Product overview brochure



The sophisticated Grand Tourer

The most driver-orientated model in the Phantom Family, the latest expression of Phantom Coupé is a sleek and seductive combination of classical proportions, powerful presence and breathtaking detailing. Inspired by the Phantom II Continental of the 1930s, the Phantom Coupé is a celebration of sporting style and glamour.



Information Provided by
REAR
E-PROCESS





A unique presence

Phantom Coupé's sporting credentials are evident at first glance. The powerful profile and low-slung carriage give an instant impression of strength. Its purposeful look is further enhanced by the visible exhausts and 21" wheels.

And these are wheels like no other. They are the largest fitted as standard to a production car, and are perfectly proportioned at half the Phantom Coupé's height. The wheels create the iconic Rolls-Royce stance, and you can choose from 12 different specifications, each of which has its own special character. They even sport self-righting centres to ensure the monogram is always correctly aligned.



Information provided by
DEALERS
E-PROCESS





Information Provided by
DEALER
PROCESS



Steel lines

To amplify the Phantom Coupé's sleek presence, the bonnet and windscreen surround are finished in brushed steel and match the radiator shell. Applied in straight lines from the windscreen to the grille, the stylish brushed finish adds a linear look perfectly in keeping with the car's informal elegance.

You can also specify a grille surround in polished steel, or coloured to match the paintwork of your choice. Whatever your preference, the iconic Rolls-Royce grille itself has been subtly redesigned and now reclines backwards for a more streamlined appearance.



A sense of inner space

Behind the generous coach doors you will find a calm interior that makes any journey as rewarding for the passenger as for the driver. Featuring high-gloss veneers, wide expanses of luxurious natural grain leather and chrome fittings, the Phantom Coupé is quite simply a pleasure to be in.

You notice the promise of performance as soon as you take your seat. The thicker rimmed steering wheel offers greater grip, enhancing your driving pleasure. To add a personalised touch, you can also specify metal steering wheel spokes.





Information Provided by
DEALER
E-PROCESS

Enjoy your own skyscape

Experience the romance of the night sky as you travel. Covering the entire length of the roof lining, a constellation of 1,600 fibre-optic lights creates the impression of a star-filled night. Bright enough to read by on the highest setting, they can be switched off completely or dimmed to a soothing glow.


In Phantom Coupé you have got the best seats in the house, with wide expanses of hand-stitched leatherwork and colour permeating right through the full grain. All front and rear seats feature heating, and you can also add your own touches by specifying contrast stitching, piping and leather headlining.



Information Provided by
REAL ESTATE
E-PROCESS







ROLLS-ROYCE

ROLLS-ROYCE

V12
6.75 LITRE

ENGINE OIL

Information Provided by
DEALER
E-PROCESS

A close-up, low-angle shot of a car engine, showing various components like the intake manifold and belts. The lighting is dramatic, highlighting the metallic surfaces against a dark background.

Advanced technology

Phantom Coupé has a full complement of advanced technology both under the bonnet and throughout the passenger space. Everything is designed to work in unison. The result is fingertip control and a dynamic connection with the road, making driving a simple pleasure.

New camera systems offer all-round views of Phantom Coupé. The front and side cameras offer clear views of the road in either direction, when you exit a junction, while the rear and top view give you a 360 degree view, making parking and reversing effortless.



Information Provided by
REAL ESTATE
E-PROCESS





Pure delight

Phantom Coupé features a state-of-the-art infotainment system and an unrivalled sound system to make every journey more enjoyable. You will marvel at the deep, rich sound of the audio system's thirteen speakers and two bass speakers housed in 16-litre acoustic chambers under the floor.




Dynamic driving

For the ultimate in performance, our Dynamic Package accentuates the sporty manoeuvrability.

From the stiffer suspension to the thicker steering wheel, from the alternative gearbox tuning to the linear braking characteristics, the Dynamic package delivers the edge you would expect from a classic Coupé with the elegance and power of Phantom.



Information Provided by
REAL 3D
E-PROCESS









Bespoke to you

Our Bespoke programme allows you to create a unique car that reflects your tastes precisely. From the smallest detail to the biggest of statements, feel free to share your suggestions with your dealer or our Bespoke team. Our engineers and craftspeople can then bring them to life.



Information Provided by

DEALER
E-PROCESS



Unique details

Add personal touches and embellishments to create a car that is truly unique to you. For instance, you may choose to add personalised monogram embroidery into the headrests, footplates or inlays on the passenger panel. Even the Spirit of Ecstasy can be finished to your tastes, illuminated or gold plated for example.


When it comes to colour, anything is possible. Rolls-Royce has an incredible 44,000 hues ready for you to choose from. The Bespoke Team can even create a unique shade and name it after you. And for a final flourish, the distinctive coachlines can be added, painstakingly hand painted with a brush made from ox and squirrel hair.



Phantom Coupé Technical Specification



1987 mm / 78.2 in



5612 mm / 220.9 in

3320 mm / 130.7 in

Dimensions

Vehicle length	5612 mm / 220.9 inches
Vehicle width	1987 mm / 78.2 inches
Vehicle height (unladen)	1598 mm / 62.9 inches
Wheelbase	3320 mm / 130.7 inches

Weight

Unladen weight (DIN)	2580 kg / 5688 lb
Curb weight (USA)	2629 kg / 5795 lb

Engine

Engine / cylinders / valves	V / 12 / 48
Fuel management	Direct injection
Maximum torque @ engine speed	720 Nm / 531 lb ft @ 3500 rpm
Power output @ engine speed	453 bhp / 460 PS (DIN) / 338 kW @ 5350 rpm

Performance*

Top speed	155 mph / 250 km/h (governed)
Acceleration 0-60 mph	5.6 sec
Acceleration 0-100 km/h	5.8 sec

Fuel Consumption – Exhaust Emissions Standard EU-5

Urban	22.8 ltr/100 km / 12.4 mpg (Imp.)
Extra urban	10.2 ltr/100 km / 27.7 mpg (Imp.)
Combined consumption / range	14.8 ltr/100 km / 19.1 mpg (Imp.)
CO ₂ emissions (combined)	347 g/km

Fuel Consumption (USA and Canada)†

City (USA)	11 mpg
Highway (USA)	19 mpg
City (Canada)	TBC
Highway (Canada)	TBC

*Manufacturer's test results. Actual acceleration results may vary depending on specifications of the vehicle, road and environmental conditions, testing procedures and driving styles. These results should be used for comparison only and verification should not be attempted on public roads.

† EPA (Preliminary) – Use estimated mpg for comparison with other cars. Your mileage may vary with options, driving conditions, driving habits, the car's condition, speed and trip length. Actual highway mileage will probably be less. The fuel efficiency data was determined using approved Transport Canada Test Methods.

All illustrations and specifications are based upon current information available as at October 2013. Colours may vary.

Rolls-Royce Motor Cars Limited reserves the right to make changes at any time without notice. Images may show optional equipment and specific country variants may differ. Quoted speed and acceleration may vary. Model year designation on any particular model may be longer or shorter than 12 months. Rolls-Royce Motor Cars Limited makes all reasonable efforts to provide accurate information; however, there is no guarantee of accuracy.

No liability is assumed by Rolls-Royce Motor Cars Limited. Additional information may be obtained from your Rolls-Royce Motor Cars authorised dealership.

US distributor: Rolls-Royce Motor Cars NA, LLC, Woodcliff Lake, NJ 07677-7731.

© Copyright Rolls-Royce Motor Cars Limited 2013. Not to be reproduced or transmitted. The Rolls-Royce name and logo are registered trademarks owned by or licensed to Rolls-Royce Motor Cars Limited.

Part number 01 92 2 286 812



www.rolls-roycemotorcars.com/phantom

